



2024-25 IHSA Girls Volleyball State Finals

On behalf of the Illinois High School Association Board of Directors, the Volleyball Advisory Committee, and our member schools, it is my pleasure to congratulate you for qualifying for the 2024 IHSA Girls Volleyball State Finals. It is our hope that you are able to enjoy the tournament, and we appreciate all of the work that you have put forth to be here today. No other state in the country conducts interscholastic competition for schools like we do here in Illinois, and we are thrilled that you are able to be a part of the opportunity.

A special welcome and congratulations are extended to all the participants of this year's state tournament. You should be commended for your hard work, practice and dedication which have enabled you and your school to achieve success. I also want to welcome and congratulate the coaches of all of our competing schools who have trained and prepared these students to reach this level of performance. Here students have a chance to demonstrate the fruits of their hard work and dedication. As a participant you proudly represent your families, schools, and communities in a very visible forum. Thank you for exhibiting what is best in the youth of our society.

The IHSA believes that interscholastic activities enrich the educational experience. Regardless of the outcome of events we ask that you do your best and strive to display the best in sportsmanship and embrace all that can be learned through performance. You have spent many long hours preparing, and we wish you the very best and hope you enjoy your time at the IHSA Girls Volleyball State Finals. You should be able to find in this communication the information necessary to make your trip to State as smooth as possible. Feel free to call our office if you have any questions. Thank you for your support of IHSA and for being a part of the IHSA state experience.

Sincerely,

A handwritten signature in black ink that reads "Stacey Lambert". The signature is written in a cursive, flowing style.

Stacey Lambert
Assistant Executive Director
Illinois High School Association



2024-25 IHSA GIRLS STATE VOLLEYBALL

Qualifying School Information

This is your final information prior to coming to the state finals. No other information will be sent.

<http://www.ihsa.org/activity/vbg/index.htm>

This material will enable you to make preparations for your trip to CEFCU Arena in Normal and I encourage you to share pertinent information with your parents and fans.

State Final Checklist

Did you...

- 1. Confirm your pre-assigned housing (need housing code)
- 2. Complete the online up-to-date statistics _____
- 3. Upload your team, school administrator and coach's photos _____
- 4. Update cell phone numbers of Head Coach, A.D., Principal on School Center _____
- 5. Send your request for an athletic trainer pass _____
- 6. Check your Thursday practice time _____
- 7. Send your request for Student Media Credentials to Matt Troha _____
- 9. All coaches on staff must meet IHSA Coaching by-law requirements, have taken their PES exam, Concussion Exam, & HSHP video. _____

Phone numbers

IHSA Office: Stacey Lambert, Assistant Executive Director; Brock Hopp, Administrative Assistant, phone: (309) 663-6377, email: slambert@ihsa.org bhopp@ihsa.org

Tournament Inquiries: Emelia Edmondson, State Final Manager, can be contacted between 8:00 a.m. and 3:00 p.m. at (309) 438-3637.

Emergency Calls during the tournament CEFCU Arena: (309) 438-2000 or (309) 438-8000

ISU Police -- (309) 438-8631

Bloomington Normal Area Convention and Visitor's Bureau - (800) 433-8226. IHSA has a link to the Visitors Bureau. It can be accessed through the IHSA girls' volleyball web page www.ihsa.org

Press Credentials/Information - Matt Troha, Assistant Executive Director, IHSA Office (309) 663-6377 mtroha@ihsa.org

Map of ISU Campus - IHSA has a link to the Map of Campus Parking for IHSA Visitors on the IHSA girls' volleyball menu page.



Pre-Tournament Information

Hotel Information

- Your hotel housing code was included in your Super-Sectional Packet. Your super-sectional manager gave that to you right after the Super-Sectional match. You must use the code to release the rooms that IHSA has booked for your team. In addition, the housing letter will identify the hotels closest to your team's hotel so your fans can be close by.

Fan housing

- Fans can contact the Bloomington Normal Area Visitors Bureau either by phone or by Internet. On-line hotel reservations links can be accessed through the IHSA girls' volleyball web site.

Team Host

- Your school team has been assigned a team host. A representative from ISU will be contacting your school to assist you with your trip to the Arena. They will be with you both days to make you feel welcome and make sure your experience at ISU is a good one. Your host will meet your team at the pass gate and will be with you for the remainder of the tournament.

State Final Merchandise

- Schools can order ahead of time their merchandise. A link is provided to our vendor's website:
<https://orders.minervapromotions.com/ihsastate/shop/home>

T-shirts and Merchandise

- Schools are prohibited from selling or distributing merchandise in CEFCU Arena or the parking lots. IHSA has an exclusive contract with Minerva Sportswear as our official vendor.

Team Reimbursements

- Competing teams will be reimbursed after the state tournament by the following rate:
- 1-150 miles round trip: \$5.00 per mile, plus \$750.00 per team
- 151-300 miles round trip: \$5.00 per mile, plus \$1,850.00 per team
- 301-over miles round trip: \$5.00 per mile, plus \$2,700.00 per team
- A team reimbursement check will be sent to your school following the state finals.

"Up to date Statistics"

- Final stats from the super-sectional match are to be updated by Monday, following your super-sectional no later than 9:00 am.

Participant Passes

- Please do not lose your participant passes. There will not be any replacement passes given out.

Student Media Credentials

- You are entitled to have up to three student credentials to cover this event as official media members. To apply for student media credentials, please have your Athletic Director or an individual involved with the aforementioned programs whether they are students or adults, 3) if the attending individuals will serve as reporters, photographers, videographers, etc. Please see the Girls Volleyball Manual for Schools email Matt Troha (mtroha@ihsa.org) at the IHSA with the following information: 1) the names of individuals attending, 2), for more information.

Trainer Pass for School Certified Trainer

- If a school is bringing an athletic trainer who is a certified athletic trainer, the principal/athletic director may also request an additional pass for one trainer.



Cheerleaders and Mascots

- Cheerleaders or school mascots in the school uniforms that accompany the team will be provided 12 passes. Cheerleaders may cheer at the Northeast or Southwest ends on the concrete. (In the red and behind the end lines of the court.) Cheerleaders may also cheer on the playing court between games or during timeouts. Keep school flags and mascots on your side of the arena at all times.

Thursday Pre-Tournament Practice Information

- Teams should bring their uniform to this practice session. Team pictures and individual pictures will be taken on Thursday. **NOTE: Please instruct your players to change in the restrooms on the concourse, not in the stands.**

Team Bus/Van Parking and Unloading

- Team vehicles will unload at the Loading Dock Area located at the South End of the Arena. After unloading, proceed to the designated parking area. Team buses should place the sign (included in the super-sectional packet) in their front window.

Fan Bus

- Fan buses will unload in the North Circle Drive of the CEFCU Arena. It will be important that fan buses unload quickly and proceed immediately to the designated bus parking area. A tournament management representative will be at the fan bus unloading area to give additional instructions for the fan bus parking.

Handicap Parking

- Parking is available in the lot east of CEFCU Arena. A state-issued parking sticker is required. Handicap Seating areas are located in Sections 101, 105, 108, 110, 111, 119, 122, 123, 124 and on the concourse.

Team and Administrator Passes

- 22 passes will be issued to the teams. The school's team packet should be picked up at the pass gate. In addition, if a school requested a trainer pass it will be included in the team packet. **Administrator passes will be found in the Super-Sectional packet.** Each school will receive three administrator passes and three parking passes to the Turner Lot for all Sessions.

Pass Gate

- The Pass Gate is located at the lower Southwest Corner of CEFCU Arena. All tournament teams must enter CEFCU Arena at the Pass Gate. Anyone with a pass can enter through the pass gate.

Team Seating in Arena

- A special seating area for participants will be located at the South end of the playing court. Only people with passes will be allowed in this area.

Hospitality Room

- Administrators and coaches of schools competing are invited to relax and enjoy our hospitality area. Show the attendant your pass and sign in. The hospitality area is located in the Redbird Room.



Team Information

Practice Balls

- IHSA will furnish practice balls. Please do not bring any volleyballs to CEFCU Arena.

Locker Rooms

- The locker rooms will be locked whenever they are not occupied. Neither CEFCU Arena nor the IHSA will assume responsibility for any losses while on the premises. For reasons of safety and security, only players, coaches and team personnel with Participant Passes or Coaches passes will be allowed in the team locker room during their designated matches. **NOTE: Due to fire hazards, no candles or other flammable items may be used in the locker rooms.**

Locks

- Participants are required to furnish their own locks for lockers.

Towels

- Towels will be furnished by ISU.

Match Information

Home and Away:

- The team listed on the top line of the playing bracket is the home team; the team listed on the bottom line of the playing bracket is the Visiting team.

Coin Toss

- The Visiting team captain shall call the toss on the coin toss. The coin toss will take place in the tunnel outside the locker rooms prior to warm-ups after the first game of the previous match has been played.

Time Schedule

- In order to get all 16 games in, please note that **all game times are estimates. Games will be played back-to-back.** It is the team's responsibility to be ready when warm-ups begin for their match.

Team Bench

- Only the players and team personnel who have been issued one of the Participant Passes are allowed to sit on the team bench. A participating school shall not have more than twenty-two (22) eligible personnel on the bench. This includes players in team uniform, coaches, and/or support personnel. There is no limit to the number of players in uniform, provided that the number of individuals does not exceed the 22 person limits.

Up-to-Date Stats during the State Finals Matches

- A member of the IHSA Publicity Staff will contact the head coach prior to each match to obtain final information or changes. In addition, they will review post-game interview procedures.

Player Introductions for Match

- The head coaches will be announced first for both teams. When the head coaches are announced, the head coaches shall go out to center court and shake hands. After shaking hands, the coaches will turn and face their team's bench.
- When the players on the teams are announced, each player is to go out onto the court as her name is announced, shake hands with the opposing player being announced, and turn and face the team bench. Starting lineup will be announced last.
- The session will begin with the National Anthem, followed by the announcement and recognition of both teams.



Awards Ceremony and Photographs

- On Saturday following each Consolation and Championship match, an awards ceremony will take place which will include all 4 teams. If a team plays in the consolation game, they will need to be prepared to participate in their awards ceremony immediately following the championship game. A seating area will be reserved for them for the championship match.
- Fans will not be allowed on the floor for photographs. Schools, parents and fans will have access to professional photos taken during the tournament. They can be viewed through the IHSA website and VIP link.

Post-Match

Press Interviews

- A press conference involving the head coach of each of the participating teams, as well as players from both teams who played well in the match and/or figured prominently in the outcome of the match, will be interviewed.

Interview Procedures

- The head coach and players from both teams have an obligation to "meet the press" in the Press Interview Room following each match. It is expected that even if a team loses a match, the head coach and players from that team will remain in CEFCU Arena and carry through with their time to "meet the press" in the Press Interview Room at the scheduled time.
- A member of the IHSA Publicity Staff will escort the head coach and players from each team to the Press Interview Room at the appropriate time. A member of the IHSA Publicity Staff will indicate when the coach and players from each team are to report to the Press Interview Room.

The winning team head coach and players will meet the press first.

- This formal session will last approximately ten (10) minutes. During this time, the Team Hostess/Host will escort the losing team back to the team locker room for a "cooling down" time.

The non-winning team head coach and players will meet the press second.

- This formal session will last approximately ten (10) minutes. A member of the IHSA Publicity Staff will indicate to the head coach and players from the losing team when to report to the Press Interview Room. (Note: Please be patient in case of a delay! Your cooperation will be appreciated.)
- Coaches are advised that news media representatives may want a one-on-one interview with them and/or specific players following the formal press conferences.

Exiting Locker Room

- Team locker rooms are to be vacated no later than 30 minutes after a team's match is finished. Each team is asked to make sure the locker rooms are straightened up before leaving the locker room. These locker rooms will be used again.

Ticket Sales

- Tickets will be purchased through GoRedbirds.com/tickets. State Final Tickets are \$10.00 per session. The IHSA has no control over any convenient fees charged for these digital tickets. Tickets will also be available at the door of CEFCU Arena. Any questions or issues, contact ISU tickets at (309)438-8000 or tickets@ilstu.edu.



Programs

All programs for the IHSA State Series will be online this year. Here is the link to our website to view the programs <https://www.ihsa.org/Resources/State-Programs>. From this link, you can click on the program cover to view the flip book digital program or click on the link to order hard copies after the state tournament. We encourage you to order as a team to get better pricing. Pricing does include shipping.

- 1-9: \$19.95 per + Tax
- 10-19 \$17.25 per + Tax
- 20-25 \$13.25 per + Tax
- 26-50 \$10.25 per + Tax
- 51+ \$9.95 per + Tax

IHSA Championship Sport Program Order Site

pip Marketing Signs Print

2021 GIRLS VOLLEYBALL
CLASS 1A/2A/3A/4A
47TH YEAR OF STATE SERIES
State Finals
ILLINOIS HIGH SCHOOL ASSOCIATION
PRESENTED BY COUNTRY FINANCIAL

CLAS.
Class 1A
Pond Hill Run Golf Course
December

Girls GOLF
Class 2A
Hickory Point Golf Course
December

2021 IHSA GIRLS
Celebrating 50
FIFTY YEARS OF STATE SERIES
2021 IHSA GIRLS TENNIS
State Finals
HICKORY POINT HIGH SCHOOL

QR CODE

SCAN ME

IHSA



REDBIRD ATHLETIC TRAINING

IHSA ATHLETIC TRAINING SERVICES PROVIDED

Thursday, November 14

- **During the practice sessions:** Ice and water will be provided and available behind the team benches. An athletic trainer will be on call for emergencies only. No treatment or services will be available.

Friday and Saturday, November 15 and 16

- **During tournament games:** For all tournament sessions, two athletic trainers will be present. Treatments other than ice or moist hot packs require a written prescription. This prescription must come from a medical provider, licensed in their state of practice, to prescribe such treatments. There will be no exceptions.



MANAGERS' SAFETY INFORMATION

Healthy Volleyball Environment

- School administrators, coaches and officials share a very important responsibility to the student-athletes that are participating in the state series matches, to provide equipment, facilities and an environment that is as free of risk as possible. The concern for the health of our high school volleyball players in our programs should be primary.

Responsibility

- Crowd supervision is critical. Administrators and other supervisors should observe the crowd and react quickly and reasonably when conduct becomes negative and drops below the level of expected behavior. To ignore inappropriate behavior by any spectator will only enable a person or people to continue in the same fashion. The role of an official in this regard is with the game. The role of the host school management is outside the lines. Any act dangerous to others, is an unsafe behavior, incites participants or spectators to violent or abusive action, exhibits obscene gestures, or yells profanity and/or provocative type language toward an official, student- athlete, coach, spectator, bench and/or score table personnel is considered unsportsmanlike. Such undesirable behavior requires immediate attention by the officials and/or the host school.

Procedure

- If a situation occurs outside the lines, therefore outside the jurisdiction of the rulebook, the official shall instruct the host manager to take care of the problem. If possible, this should be done without stopping the match. (i.e., between a game or during a time out) If not possible, the official should stop play until the host management takes care of the situation. If the Manager, Athletic Director and/or local school Principal is not in the gym, it becomes the responsibility of the host school coach to handle if her/his team is playing. The posting of the expected behavior at the gymnasium entrance clarifies to everyone the IHSA's expectation of all participants.

Preventative

- Host School: Whenever possible, the competing teams should be seated so that the crowd is not behind them. If that is not possible and fans must be seated behind a bench, that area should be carefully monitored. In situations of this kind, the IHSA suggests the first couple rows can be reserved for senior citizens, handicapped seating, press or other teams. Officials: Officials should use the pre-game conference to do preventative officiating and make sure the line judges and scorers are trained. In addition, the official should consider any negative history between schools or teams, coaches, or fans. If there is, then the officials should discuss with her/his partner and choose a plan of action. Whenever possible, cover the expectation and consequences at the pre-game conference with captains and coaches.



SCHOOL INFORMATION FORM

Girls Volleyball

Please fill out the following information and it to Brock Hopp. bhopp@ihsa.org **by 2:00 p.m. Wednesday, November 13**. These numbers are used by the IHSA if we need to get in contact with school personnel while you are at the Girls Volleyball State Final.

Name of School: _____

Head Coach's Name: _____

Head Coach's Cell Phone Number: _____

Athletic Director's Name: _____

Athletic Director's Cell Phone Number: _____

Principal's Name: _____

Principal's Cell Phone Number: _____

Email to: Brock Hopp Bhopp@ihsa.org
by

Due By: Wednesday, November 13



**2024-25 Safety Information
IHSA Girls Volleyball State Finals**

School	Class
Submitter	Position

The following designated school administrator will be our IHSA contact person during the state finals. This individual(s) will check in at the bench area prior to the start of the match.

Friday Session 1

Friday Session 2

Saturday Session 3

Saturday Session 4

Participants Information

Is there a long-standing rivalry with any of the teams you may play at the state finals?	Yes	No
Have there been any past incidents with any of the teams you may play at the state finals?	Yes	No
Will your school be providing cheerleaders and a sponsor?	Yes	No

What additional security will your school provide besides the identified administrator?

Spectator Information

What is your perception of the reputation of your adult crowd and student body?

What are other perceptions regarding the reputation of your adult crowd and student body?

Any special reports filed on any coach, player or fan?

SPORTSMANSHIP BANNERS WILL BE AWARDED TO ALL TEAMS THAT MEET THE CRITERIA FOR BOTH DAYS. A SPORTSMANSHIP TEAM WILL BE IN THE AUDIENCE BOTH DAYS EVALUATING YOUR SCHOOL TEAMS AND FANS. THE AWARD WINNERS WILL BE ANNOUNCED AND BANNERS SENT TO THE SCHOOL.

Email to: Brock Hopp Bhopp@ihsa.org

Due By: Wednesday, November 13

Congratulations!



2024-25 IHSA Girls Volleyball State Finals

Practice Schedule at CEFCU Arena

General Time Schedule

Class 1A, 2A, 3A and 4A

Format: 20 minutes shared time. 25 minutes alone on court. 25 minutes photo shoot.

Teams will be assigned to practice based on the tournament bracket. Wear or bring uniforms for pictures.

Time	Team	Photo-Shoot	Class	Super-Sectional Sites
8:30-8:50	A/B		1A	A Lexington Super-Sectional
8:50-9:15	A	B		B Lewiston Super-Sectional
9:15-9:40	B	A		
9:40-10:00	C/D		1A	C Campbell Hill (Trico) Super-Sectional
10:00-10:25	C	D		D Aurora (A. Christian) Super-Sectional
10:25-10:50	D	C		
10:50-11:10	E/F		2A	E Arthur Super-Sectional
11:10-11:35	E	F		F Pana Super-Sectional
11:35-12:00	F	E		
12:00-12:20	G/H		2A	G Elmhurst (Timothy Christian) Super-Sectional
12:20-12:45	G	H		H Seneca Super-Sectional
12:45-1:10	H	G		
1:10-1:30	I/J		3A	I Darien (Hinsdale South) Super-Sectional
1:30-1:55	I	J		J Pontiac Super-Sectional
1:55-2:20	J	I		
2:20-2:40	K/L		3A	K Effingham (H.S.) Super-Sectional
2:40-3:05	K	L		L Grayslake (Central) Super-Sectional
3:05-3:30	L	K		
3:30-3:50	M/N		4A	M DeKalb Super-Sectional
3:50-4:15	M	N		N Riverside Super-Sectional
4:15-4:40	N	M		
4:40-5:00	O/P		4A	O St. Charles (North) Super Sectional
5:00-5:25	O	P		P Richton Park (Rich Township) Super-Sectional


2024-25 GIRLS VOLLEYBALL CLASS 1A STATE FINAL PAIRINGS

REGIONAL FINALS OCT. 28-31

SECTIONAL FINALS NOV. 5-7

SUPER SECTIONALS NOV. 11

STATE FINAL NOV. 15-16




2024-25 GIRLS VOLLEYBALL CLASS 2A STATE FINAL PAIRINGS

REGIONAL FINALS OCT. 28-31

SECTIONAL FINALS NOV. 5-7

SUPER SECTIONALS NOV. 11

STATE FINAL NOV. 15-16




2024-25 GIRLS VOLLEYBALL CLASS 3A STATE FINAL PAIRINGS

REGIONAL FINALS OCT. 28-31

SECTIONAL FINALS NOV. 5-7

SUPER SECTIONALS NOV. 11

STATE FINAL NOV. 15-16




2024-25 GIRLS VOLLEYBALL CLASS 4A STATE FINAL PAIRINGS

REGIONAL FINALS OCT. 28-31

SECTIONAL FINALS NOV. 5-7

SUPER SECTIONALS NOV. 11

STATE FINAL NOV. 15-16





2024-25 IHSA GIRLS VOLLEYBALL STATE FINALS

THURSDAY TIME SCHEDULE

8:30--9:40 am	Group 1 practice and photo shoot
9:40--10:50 am	Group 2 practice and photo shoot
10:50--12:00 am	Group 3 practice and photo shoot
12:00--1:10 pm	Group 4 practice and photo shoot
1:10--2:20 pm	Group 5 practice and photo shoot
2:20--3:30 pm	Group 6 practice and photo shoot
3:30--4:40 pm	Group 7 practice and photo shoot
4:40--5:50 pm	Group 8 practice and photo shoot
5:00 pm	Officials meeting at Redbird Room

Please note ALL State Final Game times are estimates. Games will be played continuously.

FRIDAY TIME SCHEDULE

1A-2A Semi-finals Session One

		9:00 am -- 10:00 am	1A -- Match 1
7:00 -- 8:00	Bench Officials and Teams Check-in		
8:00	Sportsmanship committee meets in Redbird Room with Beth Sauser		
8:00	Doors open and tickets go on sale at Box Office		
8:15	Coin Toss for teams playing in match 1		
8:30	Team Host escorts teams from locker room to playing court		
8:32	Pre-Match Warm-ups Begin (2-6-6)		
8:46	Welcome by Announcer		
	National Anthem		
	Team Introductions		
	Introduction of Floor Officials/Line Judges/Officials Coordinator		
9:00	Match 1 begins		
10:00	Match 1 ends		
After Match	Winning Team to Press Room		
	Non-winning teams to locker room, 5 minute cooling off		
	Officials/Line Judges Meet with Officials Coordinator		

Approx. 10:30 am - 11:30 am **1A -- Match 2**

After match 1	Coin Toss for match 2 at the beginning of the 2 nd game of match 1
10:07	Teams escorted from locker room to playing court after the previous match is done
10:21	Pre-match warm-ups begin (2-6-6)
10:30	Introduction of complete teams, floor officials, line judges and coordinators
11:30	Match 2 begins
After Match	Match 2 ends
	Winning Team to Press Room
	Non-winning teams to locker room, 5 minute cooling off
	Officials/Line Judges Meet with Officials Coordinator

Approx. 12:00 pm - 1:00 pm **2A -- Match 3**

11:37	Coin Toss for match 3 at the beginning of the 2 nd game of match 2
	Teams escorted from locker room to playing court after the previous match is done
	Pre-match warm-ups begin (2-6-6)



11:51	Introduction of complete teams, floor officials, line judges and coordinators
12:00	Match 3 begins
1:00	Match 3 ends
After Match	Winning Team to Press Room Non-winning teams to locker room, 5-minute cooling off Officials/Line Judges Meet with Officials Coordinator

Approx. 1:30 pm - 2:30 pm 2A -- Match 4

	Coin Toss for match 4 at the beginning of the 2 nd game of match 3
	Teams escorted from locker room to playing court after the previous match is done
1:07	Pre-match warm-ups begin (2-6-6)
1:21	Introduction of complete teams, floor officials, line judges and coordinators
1:30	Match 4 starts
2:30	Match 4 ends
After Match	Winning Team to Press Room Non-winning teams to locker room, 5-minute cooling off Officials/Line Judges Meet with Officials Coordinator



2024-25 IHSA GIRLS VOLLEYBALL STATE FINALS

FRIDAY TIME SCHEDULE

3A-4A Semi-finals Session Two

4:00 pm -- 5:00 pm 3A -- Match 5

2:30-3:30	Bench Officials and Teams Check-in
3:15	Coin Toss for match 5
3:30	Team Host escort teams from locker room to playing court
3:32	Pre-match warm-ups begin (2-6-6)
3:46	Welcome by Announcer
	National Anthem
	Team Introductions
	Introduction of Floor Officials/Line Judges/Officials Coordinator
4:00	Match 5 begins
5:00	Match 5 ends
After Match	Winning Team to Press Room
	Non-winning teams to locker room, 5-minute cooling off
	Officials/Line Judges Meet with Officials Coordinator

Approx. 5:30 pm - 6:30 pm 3A -- Match 6

	Coin Toss for match 6 at the beginning of the 2 nd game of match 5
	Teams escorted from locker room to playing court after the previous match is done
5:00	Pre-match warm-ups begin (2-6-6)
5:07	Introduction of complete teams, floor officials, line judges and coordinators
5:21	
5:30	Match 6 begins
6:30	Match 6 ends
After Match	Winning Team to Press Room
	Non-winning teams to locker room, 5-minute cooling off
	Officials/Line Judges Meet with Officials Coordinator

Approx. 7:00 - 8:00 pm 4A -- Match 7

	Coin Toss for match 7 at the beginning of the 2 nd game of match 6
	Teams escorted from locker room to playing court after the previous match is done
6:30	Pre-match warm-ups begin (2-6-6)
6:37	Introduction of complete teams, floor officials, line judges and coordinators
6:51	
7:00	Match 7 begins
8:00	Match 7 ends
After Match	Winning Team to Press Room
	Non-winning teams to locker room, 5-minute cooling off

Approx. 8:30 - 9:30 pm 4A -- Match 8

	Coin Toss for match 8 at the beginning of the 2 nd game of match 7
	Teams escorted from locker room to playing court after the previous match is done
8:00	Pre-match warm-ups begin (2-6-6)
8:07	Introduction of complete teams, floor officials, line judges and coordinators
8:21	
8:30	Match 8 begins
9:30	Match 8 ends
After Match	Winning Team to Press Room
	Non-winning teams to locker room, 5-minute cooling off
	Officials/Line Judges Meet with Officials Coordinator
	Sportsmanship Committee meet in Redbird Room



2024-25 GIRLS VOLLEYBALL STATE FINALS SATURDAY TIME SCHEDULE

Session Three - Consolation/Championship

1A Consolation 9:00 am -- 10:00 am Match 9

7:00 -- 8:00	Bench Official Check-in
8:00	Doors open and tickets go on sale at Box Office
8:15	Coin Toss for Match 9
8:30	Team Host escorts teams from locker room to playing court
8:32	Pre-match warm-ups begin (2-6-6)
8:46	Welcome by Announcer
	National Anthem
	Introduction starting line-ups
	Introduction of Floor Officials/Line Judges/Officials Coordinator
9:00	Match 9 begins
10:00	Match 9 - 1A Consolation
After Match	Winning Team to Press Room
	Non-winning teams to locker room, 5-minute cooling off
	Officials/Line Judges Meet with Officials Coordinator

1A Championship Approx. 10:30 -- 11:30 am Match 10

	Coin Toss for match 10 at the beginning of the 2 nd game of match 9
	Teams escorted from locker room to playing court after the previous match is done
10:07	Pre-match warm-ups begin (2-6-6)
10:21	Introduction of starting line-ups, floor officials, line judges and coordinators
10:30	Match 10 begins
11:30	Match 10 - 1A Championship ends
Immediately following- 12:00	1A Consolation and Championship Awards Ceremony
After Awards	Winning Team to Press Room
	Non-winning teams to locker room, 5-minute cooling off
	Officials/Line Judges Meet with Officials Coordinator

2A Consolation Approx. 12:25 am - 1:25 pm Match 11

	Coin Toss for match 11 at the beginning of the 2 nd game of match 10
	Teams escorted from locker room to playing court after award ceremony
12:02	Pre-match warm-ups begin (2-6-6)
12:16	Introduction of starting line-ups, floor officials, line judges and coordinators
12:25	Match 11 begins
1:25	Match 11 - 2A Consolation ends
After Match	Winning Team to Press Room
	Non-winning teams to locker room, 5-minute cooling off
	Officials/Line Judges Meet with Officials Coordinator



2A Championship

Approx. 1:55 - 2:55 pm Match 12

	Coin Toss for match 12 at the beginning of the 2 nd game of match 11
	Teams escorted from locker room to playing court after the previous match is done
1:32	Pre-match warm-ups begin (2-6-6)
1:46	Introduction of starting line-ups, floor officials, line judges and coordinators
1:55	Match 12 begins
2:55	Match 12 - 2A Championship ends
Immediately following - 3:25	2A Consolation and Championship Awards Ceremony
After Awards	Winning Team to Press Room/Non-winning teams to locker room, 5-minute cooling off Officials/Line Judges Meet with Officials Coordinator

2024-25 GIRLS VOLLEYBALL STATE FINALS
SATURDAY TIME SCHEDULE

Session Four - Consolation/Championship

3A Consolation

4:00 pm-- 5:00 pm Match 13

2:45 - 3:15	Bench Official Check-in
3:25	Coin Toss for match 13
3:35	Team Host escort teams from locker room to playing court
3:37	Pre-match warm-ups begin (2-6-6)
3:51	Welcome by Announcer National Anthem Introduction of starting line-ups Introduction of Floor Officials/Line Judges/Officials Coordinator
4:00	Match 13 begins
5:00	Match 13 -- 3A Consolation Match ends Winning Team to Press Room/Non-winning teams to locker room, 5-minute cooling off

3A Championship

Approx. 5:30 -- 6:30 pm Match 14

Coin Toss for match 12 at the beginning of the 2nd game of match 13

	Teams escorted from locker room to playing court after the previous match is done
5:07	Pre-match warm-ups begin (2-6-6)
5:21	Introduction of starting line-ups, floor officials, line judges and coordinators
5:30	Match 14 begins
6:30	Match 14 - 3A Championship ends
Immediately following- 7:00	3A Consolation/Championship Awards Ceremony
After Awards	Winning Team to Press Room/Non-winning teams to locker room, 5-minute cooling off

4A Consolation

Approx. 7:25 -- 8:25 pm Match 15

Coin Toss for match 15 at the beginning of the 2nd game of match 14

	Teams escorted from locker room to playing court after award ceremony
7:02	Pre-match warm-ups begin (2-6-6)
7:16	Introduction of starting line-ups, floor officials, line judges and coordinators
7:25	Match 15 begins
8:25	Match 15 - 4A Consolation ends
After Match	Winning Team to Press Room/ Non-winning teams to locker room, 5 minute cooling off

4A Championship

Approx. 8:55 -- 9:55 pm Match 16



Coin Toss for match 16 at the beginning of the 2nd game of match 15
Teams escorted from locker room to playing court after the previous match is done
8:32 Pre-match warm-ups begin (2-6-6)
8:46 Introduction of starting line-ups, floor officials/line judges
8:55 Match 16 begins
9:55 Match 16 - 4A Championship ends
Immediately following - 10:25 4A Consolation/Championship Awards Ceremony
After Awards Winning Team to Press Room/Non-winning teams to locker room, 5-minute cooling off
Officials/Line Judges Meet with Officials Coordinator/IHSA for Final Meeting