



2019-20 IHSA Girls Volleyball State Finals

On behalf of the Illinois High School Association Board of Directors, the Volleyball Advisory Committee, and our member schools, it is my pleasure to congratulate you for qualifying for the 2019 IHSA Girls Volleyball State Finals. It is our hope that you are able to enjoy the tournament, and we appreciate all of the work that you have put forth to be here today. No other state in the country conducts interscholastic competition for schools like we do here in Illinois, and we are thrilled that you are able to be a part of the opportunity.

A special welcome and congratulations are extended to all the participants of this year's state tournament. You should be commended for your hard work, practice and dedication which have enabled you and your school to achieve success. I also want to welcome and congratulate the coaches of all of our competing schools who have trained and prepared these students to reach this level of performance. Here students have a chance to demonstrate the fruits of their hard work and dedication. As a participant you proudly represent your families, schools and communities in a very visible forum. Thank you for exhibiting what is best in the youth of our society.

The IHSA believes that interscholastic activities enrich the educational experience. Regardless of the outcome of events we ask that you do your best and strive to display the best in sportsmanship and embrace all that can be learned through performance. You have spent many long hours preparing, and we wish you the very best and hope you enjoy your time at the IHSA Girls Volleyball State Finals. You should be able to find in this communication the information necessary to make your trip to State as smooth as possible. Feel free to call our office if you have any questions. Thank you for your support of IHSA and for being a part of the IHSA state experience.

Sincerely,

A handwritten signature in black ink that reads "Stacey Lambert". The signature is written in a cursive, flowing style.

Stacey Lambert
Assistant Executive Director
Illinois High School Association

2019-20 IHSA GIRLS STATE VOLLEYBALL
Qualifying School Information

This is your final information prior to coming to the state finals. No other information will be sent.
<http://www.ihsa.org/activity/vbg/index.htm>

This material will enable you to make preparations for your trip to Redbird Arena in Normal and I encourage you to share pertinent information with your parents and fans.

State Final Checklist
Did you...

1. *Receive 500 tickets from your Super-Sectional Manager* _____
2. *Confirm your pre-assigned housing (need housing code)* _____
3. *Complete the online up-to-date statistics* _____
4. *Upload your team, school administrator and coach's photos* _____
5. *Update cell phone numbers of Head Coach, A.D., Principal on School Center* _____
6. *Send your request for an athletic trainer pass* _____
7. *Check your Thursday practice time* _____
8. *Send your request for Student Media Credentials to Matt Troha* _____
9. *All coaches on staff must meet IHSA Coaching by-law requirements, have taken their PES exam and Concussion Exam.* _____

Phone numbers

IHSA Office: Stacey Lambert, Assistant Executive Director; Debbie Coffman, Administrative Assistant, phone: (309) 663-6377, fax (309) 663-7479, email: slambert@ihsa.org dcoffman@ihsa.org

Tournament Inquiries: Sarah Bonnett, State Final Manager, can be contacted between 8:00 a.m. and 3:00 p.m. at (309) 438-3637

Extra Tickets Contact Tyler Morgan, Ticket Manager: Ticket Box Office, Redbird Arena (309) 438-8000, can be contacted with questions regarding the handling of tickets. Also tickets can be ordered online through the girls' volleyball menu page.

Emergency Calls during the tournament Redbird Arena: (309) 438-2000 or (309) 438-8000

ISU Police -- (309) 438-8631

Bloomington Normal Area Convention and Visitor's Bureau – (800) 433-8226. IHSA has a link to the Visitors Bureau. It can be accessed through the IHSA girls' volleyball web page www.ihsa.org

Press Credentials/Information – Matt Troha, Assistant Executive Director, IHSA Office (309) 663-6377
mtroha@ihsa.org

Map of ISU Campus – IHSA has a link to the Map of Campus Parking for IHSA Visitors on the IHSA girls' volleyball menu page.

Pre-Tournament Information

Hotel Information

Your hotel housing code was included in with your ticket information. Your super-sectional manager gave that to you right after the Super-Sectional match. You must use the code to release the rooms that IHSA has booked for your team. In addition, the housing letter will identify the hotels closest to your team's hotel so your fans can be close by.

Fan housing

Fans can contact the Bloomington Normal Area Visitors Bureau either by phone or by Internet. On-line hotel reservations links can be accessed through the IHSA girl's volleyball web site.

Team Host

Your school team has been assigned a team host. A representative from ISU will be contacting your school to assist you with your trip to the Arena. They will be with you both days to make you feel welcome and make sure your experience at ISU is a good one. Your host will meet your team at the pass gate and will be with you for the remainder of the tournament.

State Final Merchandise – Schools can order ahead of time their merchandise. A link is provided to our vendor's website.

T-shirts and Merchandise

Schools are prohibited from selling or distributing merchandise in Redbird Arena or the parking lots. IHSA has an exclusive contract with Minerva Sportswear as our official vendor.

Team Reimbursements

Competing teams will be reimbursed after the state tournament by the following rate:

1-150 miles round trip:	\$5.00 per mile, plus \$750.00 per team
151-300 miles round trip:	\$5.00 per mile, plus \$1,850.00 per team
301-over miles round trip:	\$5.00 per mile, plus \$2,700.00 per team

A team reimbursement check will be sent to your school following the state finals.

"Up to date Statistics"

Final stats from the super-sectional match are to be updated by Monday, following your super-sectional no later than 9:00 am.

Participant Passes

Please do not lose your participant passes. There will not be any replacement passes given out.

Student Media Credentials

You are entitled to have up to three student credentials to cover this event as official media members. To apply for student media credentials, please have your Athletic Director or an individual involved with the aforementioned programs email Matt Troha (mtroha@ihsa.org) at the IHSA with the following information: 1) the names of individuals attending, 2) whether they are students or adults, 3) if the attending individuals will serve as reporters, photographers, videographers, etc. Please see the Girls Volleyball Manual for Schools, for more information.

Trainer Pass for School Certified Trainer

If a school is bringing an athletic trainer who is a certified athletic trainer, the principal/athletic director may also request an additional pass for one trainer.

Cheerleaders and Mascots

Cheerleaders or school mascots in the school uniforms that accompany the team will be provided 12 passes. Cheerleaders may cheer at the Northeast or Southwest ends on the concrete. (In the red and behind the end lines of the court.) Cheerleaders may also cheer on the playing court between games or during timeouts. Keep school flags and mascots on your side of the arena at all times.

Thursday Pre-Tournament Practice Information

Teams should bring their uniform to this practice session. Team pictures and individual pictures will be taken on Thursday. **NOTE: Please instruct your players to change in the restrooms on the concourse, not in the stands.**

Team Bus/Van Parking and Unloading

Team vehicles will unload at the Loading Dock Area located at the South End of the Arena. After unloading, proceed to the designated parking area. Team buses should place the sign (included in the super-sectional packet) in their front window.

Fan Bus

Fan buses will unload in the North Circle Drive of the Redbird Arena. It will be important that fan buses unload quickly and proceed immediately to the designated bus parking area. A tournament management representative will be at the fan bus unloading area to give additional instructions for the fan bus parking.

Handicap Parking

Parking is available in the lot east of Redbird Arena. A state-issued parking sticker is required. Handicap Seating areas are located in Sections 101, 105, 108, 110, 111, 119, 122, 123, 124 and on the concourse.

Team and Administrator Passes

22 passes will be issued to the teams. The school's team packet should be picked up at the pass gate. In addition, if a school requested a trainer pass it will be included in the team packet. **Administrator passes will be found in the Super-Sectional packet.** Each school will receive three administrator passes and three parking passes to the Turner Lot for Sessions 1 & 2 (Friday) and Session 3 & 4 (Kingsley Jr. High School).

Pass Gate

The Pass Gate is located at the lower Southwest Corner of Redbird Arena. All tournament teams must enter Redbird Arena at the Pass Gate. Anyone with a pass can enter through the pass gate.

Team Seating in Arena

A special seating area for participants will be located at South end of the playing court. Only persons with passes will be allowed in this area.

Hospitality Room

Administrators and coaches of schools competing are invited to relax and enjoy our hospitality area. Show the attendant your pass and sign in. The hospitality area is located in the Redbird Room.

Team Information

Practice Balls

IHSA will furnish practice balls. Please do not bring any volleyballs into Redbird Arena.

Locker Rooms

The locker rooms will be locked whenever they are not occupied. Neither Redbird Arena, nor the IHSA will assume responsibility for any losses while on the premises. For reasons of safety and security, only players, coaches and team personnel with the Participant Passes or Coaches passes will be allowed in the team locker room during their designated matches. **NOTE: Due to fire hazards, no candles or other flammable items may be used in the locker rooms.**

Locks

Participants are required to furnish their own locks for lockers.

Towels

Towels will be furnished by ISU.

Match Information

Home and Away: The team listed on the top line of the playing bracket is the Home team; the team listed on the bottom line of the playing bracket is the Visiting team.

Coin Toss

The Visiting team captain shall call the toss on the coin toss. The coin toss will take place in the tunnel outside the locker rooms prior to warm-ups after the first game of the previous match has been played.

Time Schedule

In order to get all 16 games in, please note that **all game times are estimates. Games will be played back-to-back.** It is the team's responsibility to be ready when warm-ups begin for their match.

Team Bench

Only the players and team personnel who have been issued one of the Participant Passes are allowed to sit on the team bench. **Only 15 girls shall be in uniform** and be on the team roster for any match of the tournament. **A maximum of 22 players/coaches/managers** from the participating school will be allowed on the "bench." In addition, one certified athletic trainer will also be allowed in the team area.

Up-to-Date Stats during the State Finals Matches

A member of the IHSA Publicity Staff will contact the head coach prior to each match to obtain final information or changes. In addition, they will review post-game interview procedures.

Player Introductions for Match

The head coaches will be announced first for both teams. When the head coaches are announced, the head coaches shall go out to center court and shake hands. After shaking hands, the coaches will turn and face their team's bench.

When the players on the teams are announced, each player is to go out onto the court as her name is announced, shake hands with the opposing player being announced, and turn and face the team bench. Starting lineup will be announced last.

The session will begin with the National Anthem, followed by the announcement and recognition of both teams.

Awards Ceremony and Photographs

On Saturday following each Consolation and Championship match, an awards ceremony will take place which will include all 4 teams. If a team plays in the consolation game, they will need to be prepared to participate in their awards ceremony immediately following the championship game. A seating area will be reserved for them for the championship match.

Fans will not be allowed on the floor for photographs. Schools, parents and fans will have access to professional photos taken during the tournament. They can be viewed through the IHSA website and VIP link.

Post Match

Press Interviews

A press conference involving the head coach of each of the participating teams, as well as players from both teams who played well in the match and/or figured prominently in the outcome of the match, will be interviewed.

Interview Procedures

The head coach and players from both teams have an obligation to "meet the press" in the Press Interview Room following each match. It is expected that even if a team loses a match, the head coach and players from that team will remain in Redbird Arena and carry through with their time to "meet the press" in the Press Interview Room at the scheduled time.

A member of the IHSA Publicity Staff will escort the head coach and players from each team to the Press Interview Room at the appropriate time. A member of the IHSA Publicity Staff will indicate when the coach and players from each team are to report to the Press Interview Room.

The winning team head coach and players will meet the press first.

This formal session will last approximately ten (10) minutes. During this time, the Team Hostess/Host will escort the losing team back to the team locker room for a "cooling down" time.

The non-winning team head coach and players will meet the press second.

This formal session will last approximately ten (10) minutes. A member of the IHSA Publicity Staff will indicate to the head coach and players from the losing team when to report to the Press Interview Room. (Note: Please be patient in case of a delay! Your cooperation will be appreciated.)

Coaches are advised that news media representatives may want a one-on-one interview with them and/or specific players following the formal press conferences.

Exiting Locker Room

Team locker rooms are to be vacated no later than 30 minutes after a team's match is finished. Each team is asked to make sure the locker rooms are straightened up before leaving the locker room. These locker rooms will be used again.

School Recognition Promotions

The IESA 7th grade volleyball state champions.

Sportsmanship Award –Each team and their fans will be rated by a sportsmanship team during both days of competition. Every school is eligible for a sportsmanship award, if they have registered their conference.

Tickets

Checks

All checks for tickets should be made payable to ISU Athletics.

Session Tickets

The sale of tickets may begin immediately. Schools have received 250 tickets for their session on Friday and 250 tickets for their session on Saturday. Tickets are \$8.00 per session for adults, students and children. Children ages 2 and younger will be admitted free as long as they are sitting on a lap. No discounted tickets are sold.

Unsold Tickets and Money

The school will be responsible for delivering all unsold tickets and the money for sold tickets to the ticket manager at the ticket office in Redbird Arena. Please see information accompanying your tickets for returning unsold tickets.

Ticket Report

A ticket settlement sheet was included in your ticket packets. Please fill out and submit with the remaining tickets and payment. If you have questions, please contact Tyler Morgan at 309.438.3638.

General Public Tickets

Tickets are currently available to the general public at the ISU Athletics Ticket Office. Tickets can be purchased online at GoRedbirds.com/tickets, by calling 309.438.8000 or at the ticket window at Redbird Arena. The ticket office will open 60 minutes before the start of the first match of each session. The price at the door will also be \$8.00 per session.

Saturday's Consolation and Championship Session Tickets

All schools will play on Saturday. Schools received tickets for the Saturday session they will play in (250 tickets).

REDBIRD ATHLETIC TRAINING

IHSA ATHLETIC TRAINING SERVICES PROVIDED

Thursday, November 14

During the practice sessions: Ice and water will be provided and available behind the team benches. An athletic trainer will be on call for emergencies only. No treatment or services will be available.

Friday and Saturday, November 15 and 16

During tournament games: For all tournament sessions, two athletic trainers will be present. Treatments other than ice or moist hot packs require a written prescription. This prescription must come from a medical provider, licensed in their state of practice, to prescribe such treatments. There will be no exceptions.

MANAGERS' SAFETY INFORMATION

Healthy Volleyball Environment

School administrators, coaches and officials share a very important responsibility to the student-athletes that are participating in the state series matches, to provide equipment, facilities and an environment that is as free of risk as possible. The concern for the health of our high school volleyball players in our programs should be primary.

Responsibility

Crowd supervision is critical. Administrators and other supervisors should observe the crowd and react quickly and reasonably when conduct becomes negative and drops below the level of expected behavior. To ignore inappropriate behavior by any spectator will only enable a person or people to continue in the same fashion. The role of an official in this regard is with the game. The role of the host school management is outside the lines. Any act dangerous to others, is an unsafe behavior, incites participants or spectators to violent or abusive action, exhibits obscene gestures, or yells profanity and/or provocative type language toward an official, student- athlete, coach, spectator, bench and/or score table personnel is considered unsportsmanlike. Such undesirable behavior requires immediate attention by the officials and/or the host school.

Procedure

If a situation occurs outside the lines, therefore outside the jurisdiction of the rulebook, the official shall instruct the host manager to take care of the problem. If possible, this should be done without stopping the match. (i.e. between a game or during a time out) If not possible, the official should stop play until the host management takes care of the situation. If the Manager, Athletic Director and/or local school Principal is not in the gym, it becomes the responsibility of the host school coach to handle if her/his team is playing. The posting of the expected behavior at the gymnasium entrance clarifies to everyone the IHSA's expectation of all participants.

Preventative

Host School: Whenever possible, the competing teams should be seated so that the crowd is not behind them. If that is not possible and fans must be seated behind a bench, that area should be carefully monitored. In situations of this kind, the IHSA suggests the first couple rows can be reserved for senior citizen, handicapped seating, press or other teams. Officials: Officials should use the pre-game conference to do preventative officiating and make sure the line judges and scorers are trained. In addition, the official should consider any negative history between schools or teams, coaches, or fans. If there is, then the officials should discuss with her/his partner and choose a plan of action. Whenever possible, cover the expectation and consequences at the pre-game conference with captains and coaches.

SCHOOL INFORMATION FORM

Girls Volleyball

Please fill out the following information and fax or email it to Debbie Coffman at 309-663-7479 or dcoffman@ihsa.org by **2:00 p.m. Tuesday, November 12**. These numbers are used by the IHSA if we need to get in contact with school personnel while you are at the Girls Volleyball State Final.

Name of School: _____

Head Coach's Name: _____

Head Coach's Cell Phone Number: _____

Athletic Director's Name: _____

Athletic Director's Cell Phone Number: _____

Principal's Name: _____

Principal's Cell Phone Number: _____

Email to: Debbie Coffman dcoffman@ihsa.org or Fax, 309-663-7479 by

Due By: Tuesday, November 12

**2019-20 Safety Information
IHSA Girls Volleyball State Finals**

School _____ Class _____

Submitter _____ Position _____

The following designated school administrator will be our IHSA contact person during the state finals. This individual(s) will check in at the bench area prior to the start of the match.

Friday Session 1 _____

Friday Session 2 _____

Saturday Session 3 _____

Saturday Session 4 _____

Participants Information

Is there a long-standing rivalry with any of the teams you may play at the state finals? Yes No

Have there been any past incidents with any of the teams you may play at the state finals? Yes No

Will your school be providing cheerleaders and a sponsor? Yes No

What additional security will your school provide besides the identified administrator? _____

Spectator Information

What is your perception of the reputation of your adult crowd and student body? _____

What are other perceptions regarding the reputation of your adult crowd and student body? _____

Any special reports filed on any coach, player or fan? _____

SPORTSMANSHIP BANNERS WILL BE AWARDED TO ALL TEAMS THAT MEET THE CRITERIA FOR BOTH DAYS. A SPORTSMANSHIP TEAM WILL BE IN THE AUDIENCE BOTH DAYS EVALUATING YOUR SCHOOL TEAMS AND FANS. THE AWARD WINNERS WILL BE ANNOUNCED AND BANNERS SENT TO THE SCHOOL.

Email to: Debbie Coffman dcoffman@ihsa.org or Fax, 309-663-7479 by

Due By: Tuesday, November 12

Congratulations!

**2019-20 IHSA Girls Volleyball State Finals
Practice Schedule at Redbird Arena
General Time Schedule**

Class 1A, 2A, 3A and 4A

*Format: 20 minutes shared time. 25 minutes alone on court. 25 minutes photo shoot.
Teams will be assigned to practice based on the tournament bracket. Wear or bring uniforms for pictures.*

<i>Time</i>	<i>Team</i>	<i>Photo Shoot</i>	<i>Class</i>	<i>Super-Sectional Sites</i>	<i>State Final School</i>
8:30-8:50	A/B		1A	A <u>New Berlin</u>	
8:50-9:15	A	B		B <u>Bridgeport (Red Hill)</u>	
9:15-9:40	B	A			
9:40-10:00	C/D		1A	C <u>Freeport (Aquin)</u>	
10:00-10:25	C	D		D <u>Varna (Midland)</u>	
10:25-10:50	D	C			
10:50-11:10	E/F		2A	E <u>Palos Heights (Chicago Christian)</u>	
11:10-11:35	E	F		F <u>Johnsburg</u>	
11:35-12:00	F	E			
12:00-12:20	G/H		2A	G <u>Vandalia</u>	
12:20-12:45	G	H		H <u>Farmington</u>	
12:45-1:10	H	G			
1:10-1:30	I/J		3A	I <u>LaSalle (L.-Peru)</u>	
1:30-1:55	I	J		J <u>Taylorville</u>	
1:55-2:20	J	I			
2:20-2:40	K/L		3A	K <u>Wheaton (St. Francis)</u>	
2:40-3:05	K	L		L <u>Darien (Hinsdale South)</u>	
3:05-3:30	L	K			
3:30-3:50	M/N		4A	M <u>Palatine (Fremd)</u>	
3:50-4:15	M	N		N <u>Normal (Community)</u>	
4:15-4:40	N	M			
4:40-5:00	O/P		4A	O <u>Streamwood</u>	
5:00-5:25	O	P		P <u>Blue Island (Eisenhower)</u>	
5:25-5:50	P	O			

2019-20 IHSA Class 1A Girls State Volleyball Tournament Pairings

Regional Finals
November 6

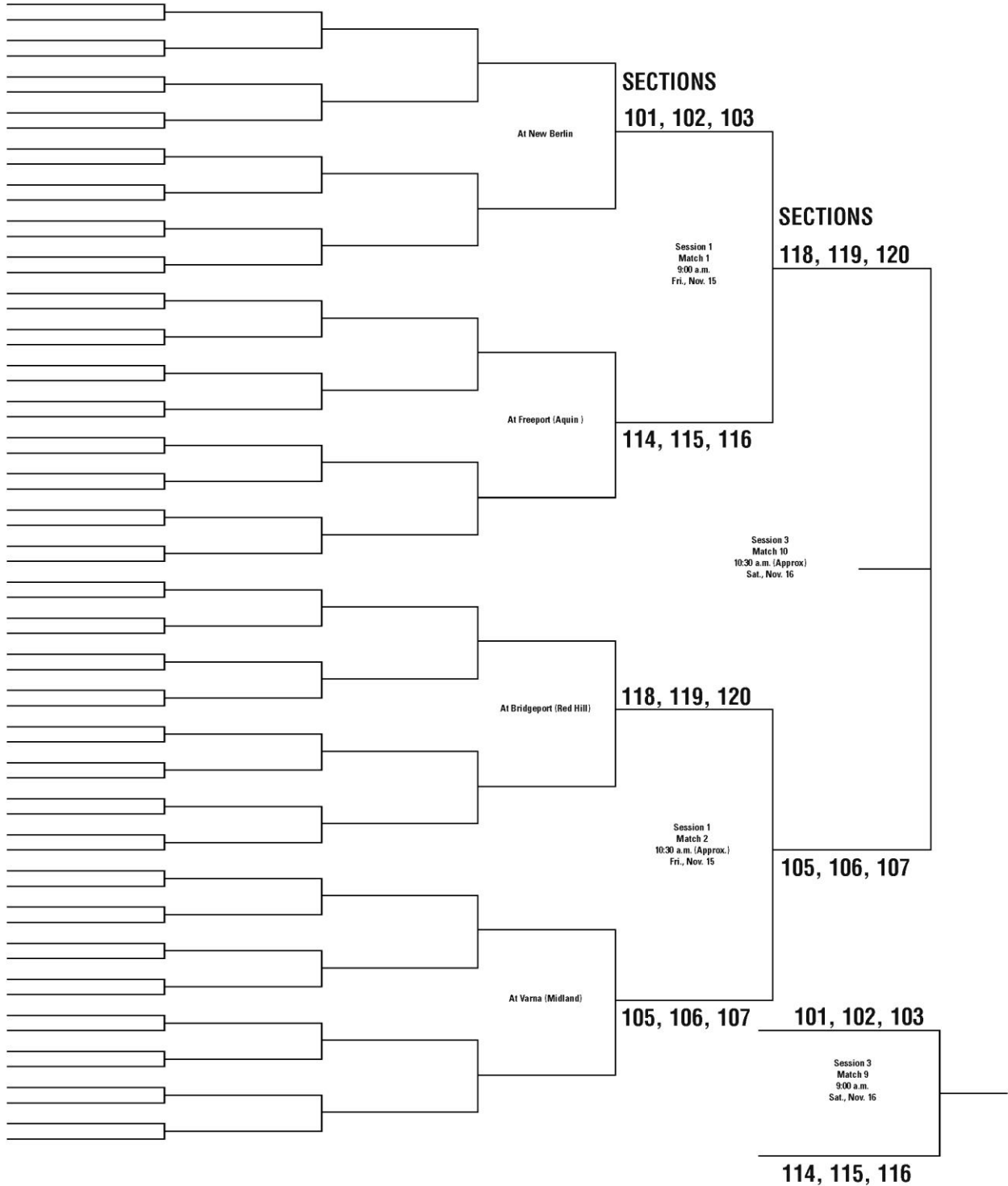
Sectional Semifinals
November 4

Sectional Finals
November 6

Super-Sectionals
November 8

State Final @ Normal (Redbird Arena, ISU)
November 15 and 16

DESIGNATED SEATING AREAS



2019-20 IHSA Class 2A Girls State Volleyball Tournament Pairings

Regional Finals
October 31

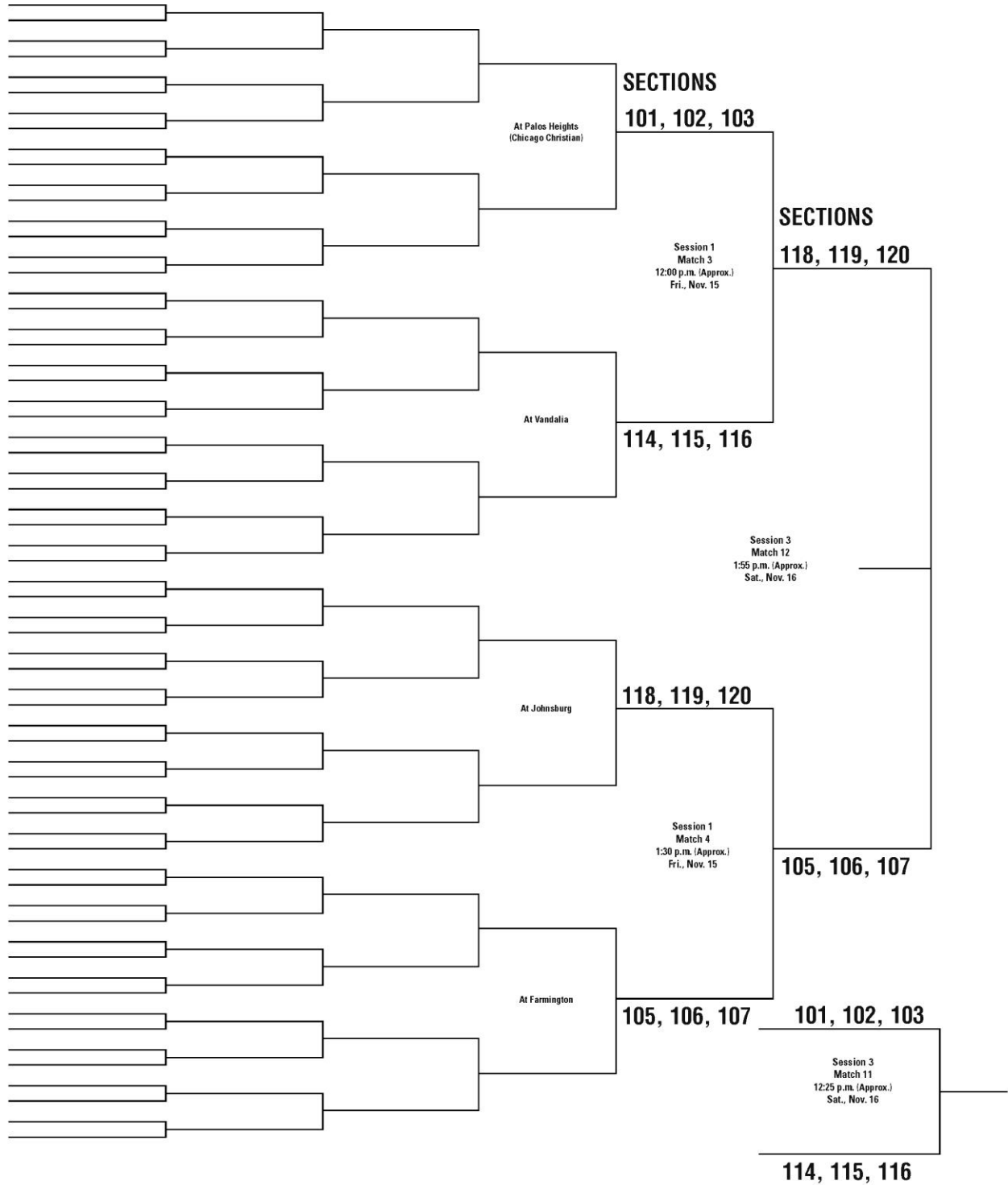
Sectional Semifinals
November 4

Sectional Finals
November 6

Super-Sectionals
November 8

State Final @ Normal (Redbird Arena, ISU)
November 15 and 16

DESIGNATED SEATING AREAS



2019-20 IHSA Class 3A Girls State Volleyball Tournament Pairings

Regional Finals
October 31

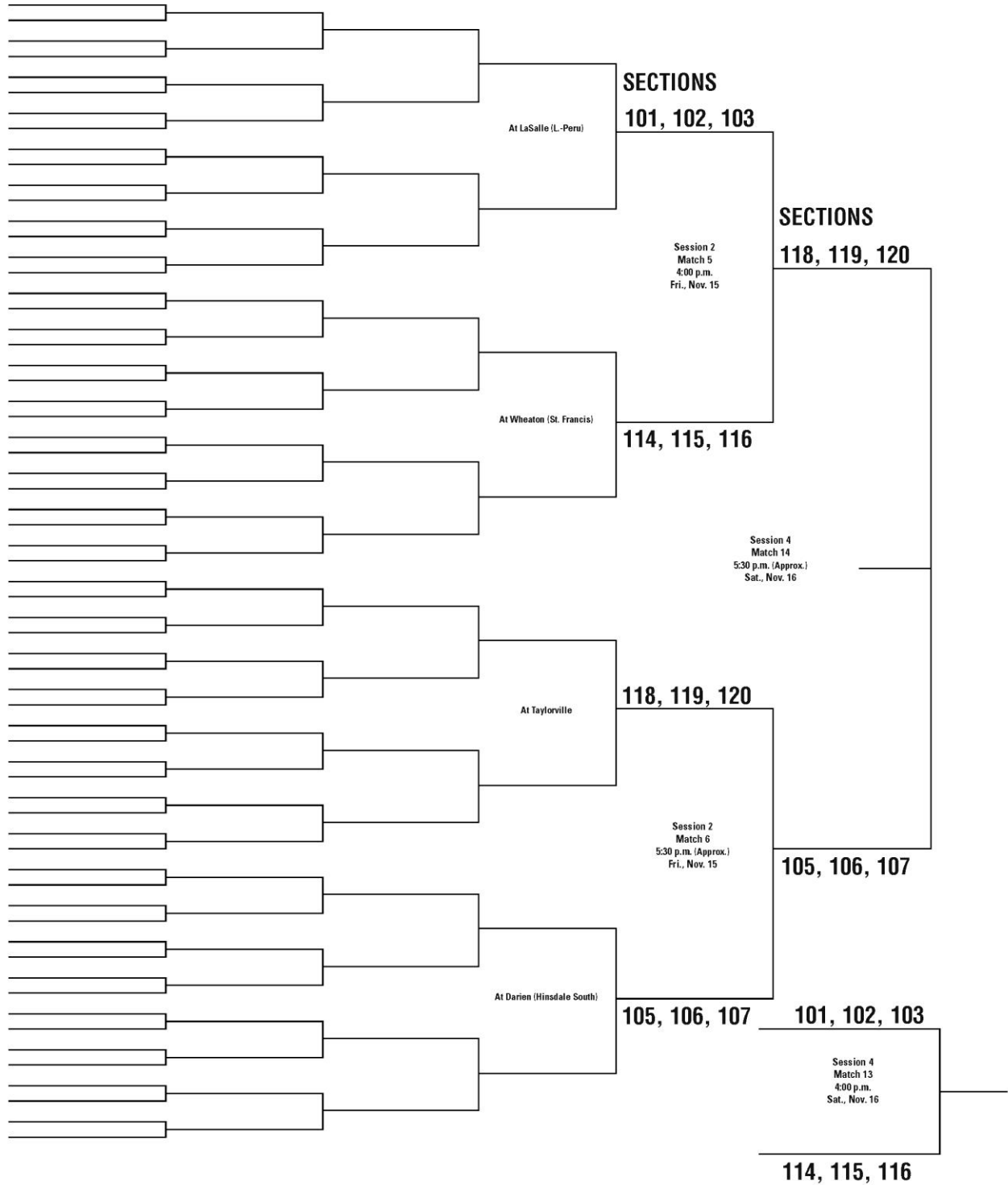
Sectional Semifinals
November 4

Sectional Finals
November 6

Super-Sectionals
November 8

State Final @ Normal (Redbird Arena, ISU)
November 15 and 16

DESIGNATED SEATING AREAS



2019-20 IHSA Class 4A Girls State Volleyball Tournament Pairings

Regional Finals
October 31

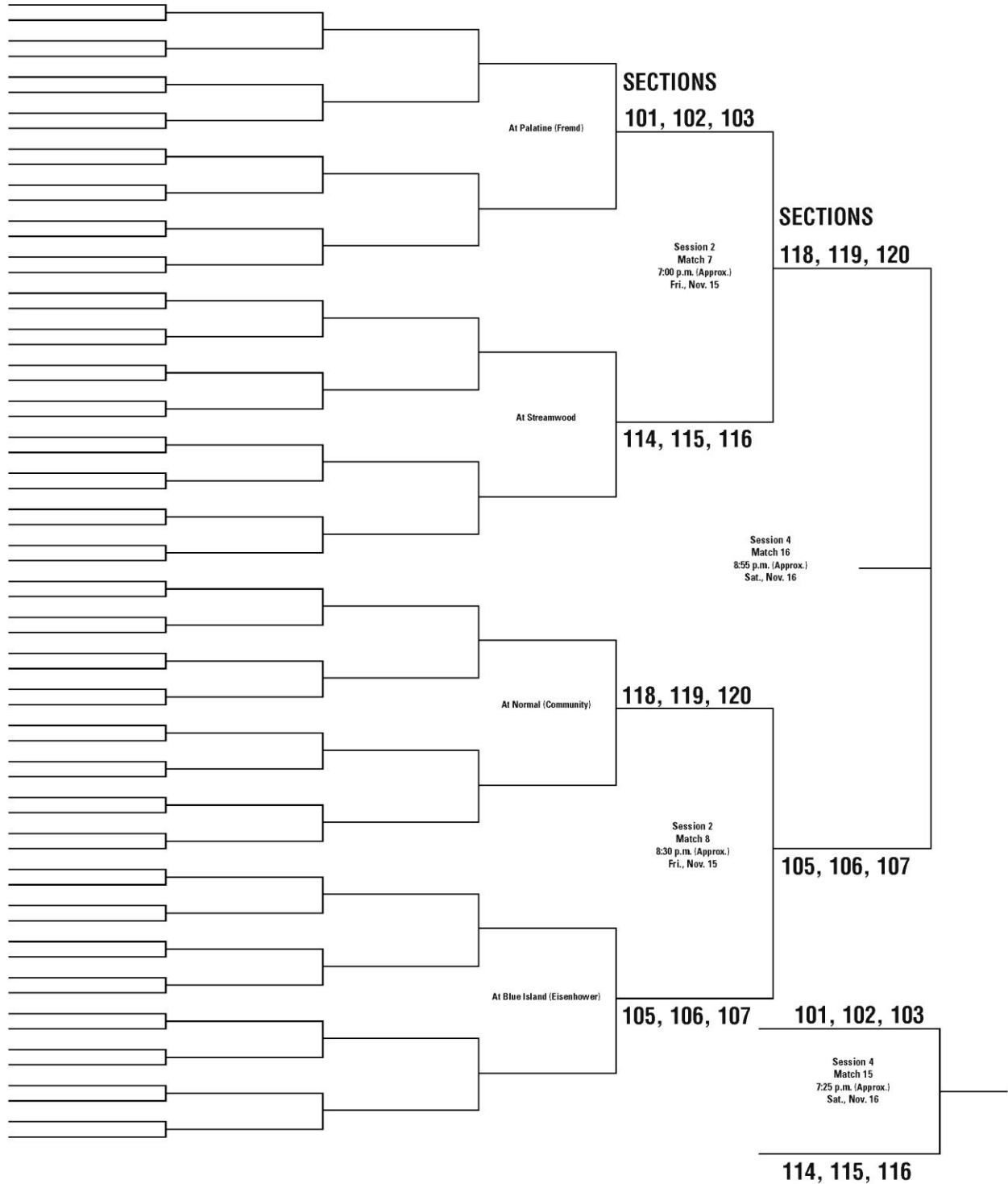
Sectional Semifinals
November 4

Sectional Finals
November 6

Super-Sectionals
November 8

State Final @ Normal (Redbird Arena, ISU)
November 15 and 16

DESIGNATED SEATING AREAS



2019-20 IHSA GIRLS VOLLEYBALL STATE FINALS

THURSDAY TIME SCHEDULE

8:30--9:40 am	Group 1 practice and photo shoot
9:40--10:50 am	Group 2 practice and photo shoot
10:50--12:00 am	Group 3 practice and photo shoot
12:00--1:10 pm	Group 4 practice and photo shoot
1:10--2:20 pm	Group 5 practice and photo shoot
2:20--3:30 pm	Group 6 practice and photo shoot
3:30--4:40 pm	Group 7 practice and photo shoot
4:40--5:50 pm	Group 8 practice and photo shoot
5:00 pm	Officials meeting at Redbird Room

Please note ALL State Final Game times are estimates. Games will be played continuously.

FRIDAY TIME SCHEDULE

1A-2A Semi-finals Session One

		9:00 am -- 10:00 am	1A -- Match 1
7:00 -- 8:00	Bench Officials and Teams Check-in		
8:00	Sportsmanship committee meets in Redbird Room with Beth Sauser		
8:00	Doors open and tickets go on sale at Box Office		
8:15	Coin Toss for teams playing in match 1		
8:30	Team Host escorts teams from locker room to playing court		
8:32	Pre-Match Warm-ups Begin (2-6-6)		
8:46	Welcome by Announcer National Anthem Team Introductions Introduction of Floor Officials/Line Judges/Officials Coordinator		
9:00	Match 1 begins		
10:00	Match 1 ends		
After Match	Winning Team to Press Room Non-winning teams to locker room, 5 minute cooling off Officials/Line Judges Meet with Officials Coordinator		
		Approx. 10:30 am – 11:30 am	1A -- Match 2
After match 1	Coin Toss for match 2 at the beginning of the 2 nd game of match 1 Teams escorted from locker room to playing court after the previous match is done		
10:07	Pre-match warm-ups begin (2-6-6)		
10:21	Introduction of complete teams, floor officials, line judges and coordinators		
10:30	Match 2 begins		
11:30	Match 2 ends		
After Match	Winning Team to Press Room Non-winning teams to locker room, 5 minute cooling off Officials/Line Judges Meet with Officials Coordinator		
		Approx. 12:00 pm – 1:00 pm	2A -- Match 3
	Coin Toss for match 3 at the beginning of the 2 nd game of match 2 Teams escorted from locker room to playing court after the previous match is done		
11:37	Pre-match warm-ups begin (2-6-6)		
11:51	Introduction of complete teams, floor officials, line judges and coordinators		
12:00	Match 3 begins		
1:00	Match 3 ends		
After Match	Winning Team to Press Room Non-winning teams to locker room, 5 minute cooling off Officials/Line Judges Meet with Officials Coordinator		
12:45	1A-4A 7th grade IESA Champions assembled in northeast tunnel.		
		Approx. 1:30 pm – 2:30 pm	2A -- Match 4
		Coin Toss for match 4 at the beginning of the 2 nd game of match 3	

1:00 Teams escorted from locker room to playing court after the previous match is done
IESA introductions
1:07 Pre-match warm-ups begin (2-6-6)
1:21 Introduction of complete teams, floor officials, line judges and coordinators
1:30 Match 4 starts
2:30 Match 4 ends
After Match Winning Team to Press Room
Non-winning teams to locker room, 5 minute cooling off
Officials/Line Judges Meet with Officials Coordinator

**2019-20 IHSA GIRLS VOLLEYBALL STATE FINALS
FRIDAY TIME SCHEDULE**

**3A-4A Semi-finals
Session Two**

4:00 pm -- 5:00 pm 3A -- Match 5

2:30-3:30	Bench Officials and Teams Check-in
3:15	Coin Toss for match 5
3:30	Team Host escort teams from locker room to playing court
3:32	Pre-match warm-ups begin (2-6-6)
3:46	Welcome by Announcer
	National Anthem
	Team Introductions
	Introduction of Floor Officials/Line Judges/Officials Coordinator
4:00	Match 5 begins
5:00	Match 5 ends
After Match	Winning Team to Press Room
	Non-winning teams to locker room, 5 minute cooling off
	Officials/Line Judges Meet with Officials Coordinator

Approx. 5:30 pm – 6:30 pm 3A -- Match 6

	Coin Toss for match 6 at the beginning of the 2 nd game of match 5
5:00	Teams escorted from locker room to playing court after the previous match is done
5:07	Pre-match warm-ups begin (2-6-6)
5:21	Introduction of complete teams, floor officials, line judges and coordinators
5:30	Match 6 begins
6:30	Match 6 ends
After Match	Winning Team to Press Room
	Non-winning teams to locker room, 5 minute cooling off
	Officials/Line Judges Meet with Officials Coordinator

Approx. 7:00 – 8:00 pm 4A -- Match 7

	Coin Toss for match 7 at the beginning of the 2 nd game of match 6
6:30	Teams escorted from locker room to playing court after the previous match is done
6:37	Pre-match warm-ups begin (2-6-6)
6:51	Introduction of complete teams, floor officials, line judges and coordinators
7:00	Match 7 begins
8:00	Match 7 ends
After Match	Winning Team to Press Room
	Non-winning teams to locker room, 5 minute cooling off

Approx. 8:30 – 9:30 pm 4A -- Match 8

	Coin Toss for match 8 at the beginning of the 2 nd game of match 7
8:00	Teams escorted from locker room to playing court after the previous match is done
8:07	Pre-match warm-ups begin (2-6-6)
8:21	Introduction of complete teams, floor officials, line judges and coordinators
8:30	Match 8 begins
9:30	Match 8 ends
After Match	Winning Team to Press Room
	Non-winning teams to locker room, 5 minute cooling off
	Officials/Line Judges Meet with Officials Coordinator
	Sportsmanship Committee meet in Redbird Room

**2019-20 GIRLS VOLLEYBALL STATE FINALS
SATURDAY TIME SCHEDULE**

Session Three – Consolation/Championship

**1A Consolation
9:00 am -- 10:00 am Match 9**

7:00 -- 8:00	Bench Official Check-in
8:00	Doors open and tickets go on sale at Box Office
8:15	Coin Toss for Match 9
8:30	Team Host escorts teams from locker room to playing court
8:32	Pre-match warm-ups begin (2-6-6)
8:46	Welcome by Announcer
	National Anthem
	Introduction starting line-ups
	Introduction of Floor Officials/Line Judges/Officials Coordinator
9:00	Match 9 begins
10:00	Match 9 – 1A Consolation
After Match	Winning Team to Press Room
	Non-winning teams to locker room, 5 minute cooling off
	Officials/Line Judges Meet with Officials Coordinator

**Approx. 10:30 -- 11:30 am 1A Championship
Match 10**

	Coin Toss for match 10 at the beginning of the 2 nd game of match 9
	Teams escorted from locker room to playing court after the previous match is done
10:07	Pre-match warm-ups begin (2-6-6)
10:21	Introduction of starting line-ups, floor officials, line judges and coordinators
10:30	Match 10 begins
11:30	Match 10 – 1A Championship ends
Immediately following–	12:00 1A Consolation and Championship Awards Ceremony
After Awards	Winning Team to Press Room
	Non-winning teams to locker room, 5 minute cooling off
	Officials/Line Judges Meet with Officials Coordinator

**Approx. 12:25 am – 1:25 pm 2A Consolation
Match 11**

	Coin Toss for match 11 at the beginning of the 2 nd game of match 10
	Teams escorted from locker room to playing court after award ceremony
12:02	Pre-match warm-ups begin (2-6-6)
12:16	Introduction of starting line-ups, floor officials, line judges and coordinators
12:25	Match 11 begins
1:25	Match 11 – 2A Consolation ends
After Match	Winning Team to Press Room
	Non-winning teams to locker room, 5 minute cooling off
	Officials/Line Judges Meet with Officials Coordinator

2A Championship

Approx. 1:55 – 2:55 pm Match 12

Coin Toss for match 12 at the beginning of the 2nd game of match 11
Teams escorted from locker room to playing court after the previous match is done
1:32 Pre-match warm-ups begin (2-6-6)
1:46 Introduction of starting line-ups, floor officials, line judges and coordinators
1:55 Match 12 begins
2:55 Match 12 – 2A Championship ends
Immediately following – 3:25 2A Consolation and Championship Awards Ceremony
After Awards Winning Team to Press Room/Non winning teams to locker room, 5 minute cooling off
Officials/Line Judges Meet with Officials Coordinator

**2019-20 GIRLS VOLLEYBALL STATE FINALS
SATURDAY TIME SCHEDULE**

Session Four – Consolation/Championship

**3A Consolation
4:00 pm-- 5:00 pm Match 13**

2:45 – 3:15 Bench Official Check-in
 3:25 Coin Toss for match 13
 3:35 Team Host escort teams from locker room to playing court
 3:37 Pre-match warm-ups begin (2-6-6)
 3:51 Welcome by Announcer
 National Anthem
 Introduction of starting line-ups
 Introduction of Floor Officials/Line Judges/Officials Coordinator
 4:00 Match 13 begins
 5:00 Match 13 -- 3A Consolation Match ends
 Winning Team to Press Room/Non winning teams to locker room, 5 minute cooling off

**3A Championship
Approx. 5:30 -- 6:30 pm Match 14**

Coin Toss for match 12 at the beginning of the 2nd game of match 13

 Teams escorted from locker room to playing court after the previous match is done
 5:07 Pre-match warm-ups begin (2-6-6)
 5:21 Introduction of starting line-ups, floor officials, line judges and coordinators
 5:30 Match 14 begins
 6:30 Match 14 – 3A Championship ends
 Immediately following- 7:00 3A Consolation/Championship Awards Ceremony
 After Awards Winning Team to Press Room/Non winning teams to locker room, 5 minute cooling off

**4A Consolation
Approx. 7:25 -- 8:25 pm Match 15**

Coin Toss for match 15 at the beginning of the 2nd game of match 14

 Teams escorted from locker room to playing court after award ceremony
 7:02 Pre-match warm-ups begin (2-6-6)
 7:16 Introduction of starting line-ups, floor officials, line judges and coordinators
 7:25 Match 15 begins
 8:25 Match 15 – 4A Consolation ends
 After Match Winning Team to Press Room/ Non winning teams to locker room, 5 minute cooling off

**4A Championship
Approx. 8:55 -- 9:55 pm Match 16**

 Coin Toss for match 16 at the beginning of the 2nd game of match 15
 Teams escorted from locker room to playing court after the previous match is done
 8:32 Pre-match warm-ups begin (2-6-6)
 8:46 Introduction of starting line-ups, floor officials/line judges
 8:55 Match 16 begins
 9:55 Match 16 – 4A Championship ends
 Immediately following – 10:25 4A Consolation/Championship Awards Ceremony
 After Awards Winning Team to Press Room/Non winning teams to locker room, 5 minute cooling off
 Officials/Line Judges Meet with Officials Coordinator/IHSA for Final Meeting