

PLAY SMART.  **PLAY HARD.**

2017-18

Boys & Girls
Track & Field

Manual for Managers



Revision History

May 9 Pg 46, B-1. Deleted item d.
May 10 Pg. 44-45, Revised instructions for Sydex

IHSA Track & Field Manual and Forms for Sectional Managers

Table of Contents

Front Inside Cover: Table of Contents/Important Dates

<p>I. Terms and Conditions2-15</p> <p>II. Playing Rules</p> <p>a. Manager’s Cover Letter.....16-17</p> <p>b. Important Notice of NFHS Pole Vault Rule Change.....18</p> <p>c. Sectional Manager Checklist.....22-23</p> <p>d. Referee’s Duties Checklist Sectional Meet.....24-27</p> <p>e. Field Event Instructions28-30</p> <p>f. IHSA Online Winner Report Instructions31</p> <p>g. Heat Policy32-34</p> <p>h. Lightning Safety Guidelines35</p> <p>i. IHSA Protocol for Implementation of NFHS Sports Playing Rule for Concussions36</p> <p>j. Return to Play Policy.....37</p> <p style="padding-left: 20px;">Mandatory Concussion Course for Coaches37</p> <p>k. Drone Policy38</p> <p>l. Pole Vault Pit Specifications.....39</p> <p>m. 34.92 Degree Throwing Sector Layout40</p> <p>n. Do What’s Right! Sportsmanship Criteria.....41</p> <p>o. School’s Responsibilities Towards Hosting Officials42-43</p>	<p>III. Meet Manager Handbook</p> <p>a. Hy-Tek/Sydex Computer Operating Instructions.....44-45</p> <p>b. Sectional Track Meeting Agenda.....46-47</p> <p>IV. Sectional Information for Sectional Managers</p> <p>a. Awards Information48</p> <p>b. Royalty Policy/Licensing Information49</p> <p>c. Required PA Announcements50-51</p> <p>V. Forms</p> <p>a. Pole Vault Entry Card.....52</p> <p style="padding-left: 20px;">Official Competitor Scratch Verification Report52</p> <p>b. Duplicate Awards Order Form for Sectional Ties53</p> <p>c. Financial Report.....54</p>
--	--

Important Dates To Remember

IMPORTANT DATES/DEADLINES FOR GIRLS AND BOYS TRACK & FIELD:	
Online Rules Meeting Presentation begins (Wed.)/RM Bulletin Posted	12/5
Season begins (Mon.)	1/15
1st Contest (Mon.)	1/29
Last Date of Online Rules Meeting Presentation (Mon.)	2/27
Vol. Official Deadline (Fri.) - Contact IHSA	3/23
Girls Online List of Participants (Sunday) – Midnight	5/6
Girls Sectional Seeding Mtg. (Tue.)	5/8
Girls Sectionals (Wed., Thurs. or Fri.)	5/9-5/11
Girls State Final (Thurs.-Sat.)	5/17-5/19
Boys Online List of Participants (Sunday) – Midnight	5/13
Boys Sectional Seeding Mtg. (Tue.)	5/15
Boys Sectionals (Wed., Thurs. or Fri.)	5/16-5/18
Boys State Final (Thurs.-Sat.)	5/24-5/26
Season Ends (Sat.)	5/26
Advisory Committee Meeting (Wed.)	9/5



2017-18 Boys and Girls Track And Field Series Terms and Conditions

In accordance with Section 1.450 of the IHSA Constitution, the Terms and Conditions governing the 2017-

18 IHSA Boys and Girls Track and Field Meet Series have been approved by the Board of Directors.

I. SCHOOL CLASSIFICATION

Competition in the IHSA Track & Field Tournament Series will be determined on an enrollment basis.

A. The classification of a school shall be determined on the basis of its total student enrollment figure reported to the Illinois State Board of Education in its Fall Housing Report on September 30 of the preceding school year. Non-boundaried schools will have their total student enrollment multiplied by 1.65.

B. For classification purposes, the total student enrollments for one-year high schools, two-year high schools, three-year high schools and high schools which enroll boys only or girls only shall be calculated as follows:

1. For one-year high schools, the total student enrollment figure reported shall be quadrupled.

2. For two-year high schools, the total student enrollment figure reported shall be doubled.

3. For three-year high schools, one-third of the total student enrollment figure shall be added to the total student enrollment figure reported.

4. For schools which enroll boys only or girls only, the total student enrollment figure reported shall be doubled.

C. A multiplier of 1.65 will be added to all non-boundaried schools.

D. Schools participating in Track & Field operating under the three-class system shall be classified as follows:

Girls & Boys Classification Cut-Offs:
Class 1A: Up to 471; Class 2A 471.01-1301; Class 3A 1301.01 and over

E. Students with disabilities will compete in events within the Wheelchair Division regardless of school classification. A disability is a physical, visual or mental impairment which substantially limits one or more major life activity.

1. Wheelchair Division: students who use a wheelchair for mobility or sports or those that have been classified as T/F 31-34, T51-54, or F51-57.

Students who qualify for the Wheelchair Division will compete separately for place and

medals, but events for this division can be held simultaneously.

Students with disabilities wishing to participate in this Division must have a statement of disability on file with appropriate personnel responsible for student health issues at the student's school. The IHSA reserves the right to request this documentation as part of the entry process.

II. DATES AND SITES

A. The Girls Sectional meets will be held on WEDNESDAY, May 9; THURSDAY, May 10; or FRIDAY, May 11. The IHSA T&F Administrator shall have the authority to schedule a sectional meet on Saturday when excessive travel is involved. There will be 14 sectionals in Class 1A; 11 sectionals in Class 2A and 11 sectionals in Class 3A.

B. The Boys Sectional meets will be held on WEDNESDAY, May 16; THURSDAY, May 17; or FRIDAY, May 18. The IHSA T&F Administrator shall have the authority to schedule a sectional meet on Saturday when excessive travel is involved. There will be 14 sectionals in Class 1A, 11 sectionals in Class 2A and 11 sectionals in Class 3A.

C. The Girls State Final Meet will be held at Eastern Illinois University, Charleston, on Thursday, May 17 (Class 1A Prelims); Friday, May 18 (Class 2A & 3A prelims); Saturday, May 19 (Class 1A-3A Finals).

D. The Boys State Final Meet will be held at Eastern Illinois University, Charleston, on Thursday, May 24 (Class 1A prelims); Friday, May 25 (Class 2A & 3A prelims); and Saturday, May 26 (Class 1A-3A Finals).

E. Weather Conditions: It is the responsibility of the local Sectional Manager and Meet Referee to make every effort to complete the Sectional meet on the date scheduled. It may become necessary to suspend an event or the meet due to severe storm or unusual weather conditions that cause competition to become hazardous. Since time is of the essence, suspended meets or events should be reconvened as soon as the safety of the competitors is assured. If after a reasonable delay, the Meet Referee and Manager must suspend further competition for that day, Friday night meets may be suspended until Saturday.

Sectional sites are selected on the basis of their all-weather facilities and the capability of

completing Sectional meets not later than Saturday if at all possible. Therefore, before a Meet Referee and Manager suspend a Sectional meet past Saturday, permission to do so must be secured from the administrator in the IHSA Office in charge of Boys and Girls Track and Field.

Assigned Sectional Meet Referees will be supplied a phone number to contact the IHSA Administrator closer to the event. It will be posted prior to the Sectional in the IHSA Officials Center in each Meet Referees personal site.

Suspended meets or events will continue from the point of interruption. The jumps, shot put or pole vault may be moved indoors, if facilities are available.

III. ON-LINE ENTRIES, WITHDRAWAL PROCEDURES, ELIGIBILITY, AFFIRMATIVE ACTION, ON-LINE LIST OF PARTICIPANTS, ONLINE REQUIRED RULES MEETINGS

The policy for Original School Entry Deadlines, Late Entries, and Late Withdrawals shall be the policies and procedures regarding entry for all IHSA-sponsored sport/activities.

Directions: Login to the Schools Center (Official Representative or Principal Password is required to perform this task), Enter your School ID and Password, go to the activity tracker and click the button to add sports for the upcoming year. Spring Sports Entry Deadline is Feb. 1.

A. On-Line School Entries

All member schools (including wheelchair track participants) must enter their school into the state series competition through the IHSA School Center on the IHSA Website at www.ihsa.org to compete at the Sectional level in the Track and Field State Series. **Do not confuse On-Line School Entries with entering your School's "On-Line List of Participants."** (III-F) They are two different processes. On-Line School Entries are used to enter your school into the State Series Competition in order for the IHSA to assign your school to a Sectional Meet. The deadline for school entry is **February 1**.

Six Contest Verification: (This for Schools entering a team. The six contest rule does not apply to schools competing as an individual or entries in the Wheelchair Division): Information entered on-line will verify that the school's boys or girls interscholastic Track and Field team has participated in six boys or girls interscholastic Track and Field meets during the current Boys

and Girls Track and Field season and is thereby eligible to compete for team honors in the state meet series in accordance with IHSA By-law 3.054. Schools that have only individual(s) (not a team), or entries in the Wheelchair Division competing do not need to indicate they have competed in six contests in the List of Participants.

B. Late On-Line School Entries:

Any attempt to enter a sport or activity on-line after the established deadlines will be denied. Schools that wish to enter after the deadline will be considered a late entry. **To be considered** for late entry, the Principal/Official Representative must contact the IHSA administrative officer in charge of that sport or activity. The penalty for late entry shall be a payment of \$100.00 for that sport/activity by the school.

C. Breach of Contract By-Law 6.041 (Withdrawal Procedure)

To withdraw without penalty, the Principal must fax or email a letter to Tammy Craig at tcraig@ihsa.org at the IHSA Office, notifying IHSA of the school's withdrawal from Track and Field prior to the List of Participants deadline.

If a school withdraws after the List of Participants deadline and/or does not show up for competition, the school will be charged a \$100 penalty. If applicable, the school will be charged for any additional financial loss sustained by the offended school(s) or the Association as a result of such breach.

D. Eligibility

All member schools in good standing may enter an individual(s) or a team under the provisions of IHSA By-law 3.054.

In accordance with By-law 3.050, schools are subject to entering eligible student-athletes.

E. Affirmative Action Policy: Only boys may participate in the boy's competition in the state series and only girls may participate in the girl's competition in the state series, except as provided in the Illinois High School Association Affirmative Action Policy.

F. On-Line List of Participants: Please review the instructions in the Manual for Schools for complete details. Each school entering the state series (whether entering a team or individuals, or entries in the Wheelchair Division) must submit its On-line List of Participants via the Internet through the IHSA Schools Center Web Site to the IHSA Office. This List of Participants must be received in the IHSA Office by noon on Monday, May 7 (Girls) and by noon on Monday, May 14 (Boys). If a school does not submit the On-line List of Participants by the deadline, coaches and participants from that school are subject to sanctions, which could include but not be limited to being ruled ineligible to compete in the State Series. Schools which do not submit their school's On-Line List of

Participants and are consequently ruled ineligible from the State Series **must formally withdraw** (see Withdrawal Procedures/Breach of Contract above in section III-C). The On-Line List of Participants will provide space for each participating school to enter its athletes into each event and to list the accurate names of the Girls/Boys entered in the Sectional meet. No more than eight (8) Girls/Boys to be entered as runners or as alternates in the relays. COACHES WILL ENTER THEIR INDIVIDUALS, RELAY TEAMS AND SEEDING TIMES ONLINE. **SPACES LEFT BLANK WHILE COMPLETING THE ON-LINE LIST OF PARTICIPANTS MAY NOT BE FILLED IN AFTER THE ON-LINE LIST OF PARTICIPANTS ENTRY DEADLINE. IT IS RECOMMENDED TO PLACE AN ATHLETES NAME IN EACH BLANK.** Coaches are encouraged to bring a hard copy of their On-Line List of Participants to the Sectional site the day of the seed meeting. **This list must be printed prior to the On-line List of Participant deadline.** The option to print will not be available after that deadline. Refer to the School's Manual for complete instructions for completing the On-Line List of Participants.

Coaches may change or decrease the total number of **individual** entries submitted on-line at the sectional seeding meeting. Any changes must be made immediately upon arriving at the seeding meeting (before the results of the seeding are released to coaches). Any individual entry left blank during the on-line entry process **cannot be filled** at the sectional seeding meeting. **Times may be changed at the seeding meeting in any event.** No substitutions or changes shall be permitted in any events after the Sectional Seeding Meeting, except in individual events, in cases of a substitution made at the scratch meeting, prior to the start of the meet, made because of school disciplinary reasons, a death in the athlete's immediate family, or a disabling illness or injury to an entered contestant. Each substitute situation must be certified to by either the high school principal or attending physician to the Sectional manager. **NO CHANGES ARE ALLOWED TO YOUR LIST OF RELAY CONTESTANTS AFTER THE LIST OF PARTICIPANT DEADLINE HAS PASSED. REMEMBER, ONLY CHANGES TO TIMES AND INDIVIDUAL ENTRIES ARE ALLOWED AT THE SEEDING MEETING.**

This is probably the most important job as a coach to ensure your athletes are eligible to compete in the IHSA State Series. Please proof-read your work and double-check it. Make sure you use **all of the drop down boxes (8) when completing each relay.** We see time and time again, errors that can be avoided, if time is given to this process. (Athletes become ineligible because the coach didn't include them in the Online List of Participants). **After completing and certifying the *Online List of Participants*, print out a copy of the completed *List of Participants* for your records (Ctrl+P keys on your computer keyboard). Take it to the seeding meeting.**

You will not have access to this page, if you try to print it after the deadline.

IMPORTANT: Make certain that it is clear if you are using F.A.T. times or manual times when completing your List of Participants. Manual times are given to the higher tenth (Example 10.42 manual must be entered as 10.5). To convert a manual time to F.A.T. first round up to the higher tenth and then add .24 (Example 10.42 manual would be converted to F.A.T. as follows, 10.42 becomes 10.5, then add .24 = 10.74 converted). Do not enter manual times to the hundredth (round up to the higher tenth); doing so causes many problems for Sectional Managers as they seed their meet.

Any track time recorded to the hundredth is assumed to be an FAT time. Therefore, **ALWAYS list any manual time to the higher tenth (Example, a 10.42 manual time MUST be recorded as 10.5).**

The IHSA Office will convert all times to F.A.T. prior to releasing entries to the Sectional Managers.

Confirmation: Coaches should login (using their User ID and password) to their School Center site on the IHSA website and select Activity Tracker. The Activity Tracker will indicate if this was completed. If the Tracker indicates not complete, then consider that an indication that the coach hasn't clicked on the last page of the form to Certify their List of Participants.

IHSA will utilize the name spellings and year in school data from the On-Line List of Participants submitted by each school entered into the State Series for publication in the State Final Program. If you notice an error after the on-line deadline, please email (clowery@ihsa.org) or contact Cheryl Lowery at (309) 663-6377 at the IHSA Office.

No school shall enter competitors in a Sectional meet unless it intends for its qualifiers to participate in the State Final Meet if they qualify to advance.

IMPORTANT NOTE TO SECTIONAL MANAGERS: You must print relay heat sheets for each event for each school entered in your sectional from the computer program your meet utilizes. This is what your Clerk of the Course will use to determine if the runners that check in the day of the event are eligible to compete for each school. Without these printed lists, your clerk will not know who is eligible (as a result being included on the original List of Participants).

G. COACHES' ATTENDANCE AT RULES INTERPRETATION MEETING

The Track and Field On-Line Rules Interpretation Meeting is **REQUIRED** for **ALL** schools entering a team or an individual(s). Every HEAD COACH and all officials must view to receive credit for the 2017-18 Track and Field rules interpretation. To receive credit, the HEAD coach/official must view the presentation in their respective IHSA School/Officials Center. While at times the on-line rules video may be

accessible in other IHSA web locations, **the only site where a school or an official can receive credit is by logging in to their school/official center.**

IMPORTANT NOTICE CONCERNING REQUIRED ON-LINE RULES MEETINGS:

It is important to make sure your Schools and Officials Center is up-to-date with contact information. Please double check:

Coaching & IHSA Member School Staff

Compliance: This IHSA Schools Center staff page is very important because if any information is missing from the coaching profile, the coach (head and/or assistant) will not be able to add his/her name to their list of coaches on their List of Participants and will not be issued credentials at the State Final. This page indicates:

- a. Who has been listed as coaches for your school (School Administrator only)
- b. How each coach on your staff is certified to coach (School Administrator only)
- c. If the coach has completed the PES Exam (one-time requirement) (Coach)

d. NEW STATE OF ILLINOIS REQUIREMENT: If the coach/athletic director has passed the Concussion Exam. See statement below:

Concussion Risk Management Program: A change in state law requires all staff and officials to pass a new Concussion Management Program examination prior to working with students in the 2017-18 school term no later than the start of the season.

If you work as an official, athletic director, athletic coach (head or assistant), sideline cheer or dance coach, or marching band director, you must pass the Concussion Management Program examination with a score of 80% (24 out of 30) in order to be in compliance with state law. You may take the examination as many times as necessary to reach the 80% grade. You must retake the exam every two years to remain certified.

(To make changes to this information, the School Administration should click on the "Staff Logins & Roster" link and click the name of the staff member needed to be edited and make necessary changes.)

Coaches: Login to the Schools Center to make sure you are listed as the coach for your school and your email address is current. If you are receiving emails and your school is not going to participate in the Track & Field State Series, this is a "Red Flag" that the IHSA believes that your school is entered and planning to participate. To avoid penalties, you must have your official representative withdraw your school by emailing tcraig@ihsa.org by the Online List of Participants deadline.

Officials: Login to the Officials Center to make sure your email address is current.

This information is required for IHSA to effectively communicate with its coaches and officials. If you are receiving notifications from our office, please do not ignore them. You are receiving communications because you are entered into the state series and we require/expect for you to meet all deadlines to remain eligible.

Track and Field Online Rules Meeting Presentation Instructions

Available December 5, 2017 through February 27, 2018.

Once the deadline passes your school will be placed on probationary status, if the online rules meeting presentation isn't reviewed by your coach. For probationary status to be lifted from your school you must:

Submit a \$50.00 penalty fee to the IHSA Office (you must contact Tammy Craig or Brandi Waters to process Visa, MasterCard or Discover credit card payments or school checks payable to the IHSA will be acceptable forms of payment). Upon receipt of payment, the schools center will be re-opened for your coach to view the online presentation.

- 1) Go to www.ihsa.org
- 2) Click on "Schools & Officials Center"
- 3) Enter the Coaches "User ID" and the Coaches password
- 4) Click on "T Activity Tracker", Click on "Rules Video" to begin presentation
- 5) View the online Rules Meeting and get credit by following the instructions in the presentation.
- 6) If you exit the video presentation prior to being instructed to do so, you will not receive credit and must watch the video again.
- 7) If you experience trouble getting credit for the Rules Meeting after you have viewed the complete presentation, please contact Cheryl Lowery at the IHSA Office to verify and issue a manual credit for the Rules Meeting.

NOTICE: If you are a coach at two different schools or you are a coach and also an official, you must contact or email Cheryl Lowery (clowery@ihsa.org) at the IHSA Office. She will give you dual credit. You must be listed as the coach at both schools in the respective Schools Center for the schools you are coaching for in order to receive dual credit.

Rules Meeting Presentation Troubleshooting (once you have tried and have failed).

a. Try again on a different computer, preferably in a different location (home instead of school, etc.) Sometimes these files download badly. Going to a different computer/location is the easiest way to get a fresh start.

b. Go back to where you clicked on the link to start the presentation, and INSTEAD click on the link below to view the LITE version, which has no video content. Flash video can be an issue for some computers, and the lite version takes this out of the equation.

c. Individuals cannot watch the video on an iPad/tablet, and receive credit.

d. You must click/watch every page to advance the presentation to get credit.

e. If you experience trouble getting credit for the Rules Meeting after you have viewed the complete presentation, please contact Cheryl Lowery via email clowery@ihsa.org or call the IHSA Office to verify and issue a manual credit for the Rules Meeting.

IV. HOST FINANCIAL ARRANGEMENTS

A. Host school shall pay for all local expenses and issue checks to meet officials. Each host school shall receive a guarantee of **\$1,350** and must submit results via internet to the IHSA Office. The host school shall be reimbursed the cost of officials (upon receipt of the Financial Report in the IHSA Office). The host school shall retain 20% of the net income and submit remainder to the IHSA. In the event of a negative balance, the host shall be reimbursed for the entire deficit. If admission is not charged, the host school shall forfeit the guarantee. In addition, Sectional meets shall abide by the IHSA Royalty Policy included in the current IHSA Official Handbook.

B. All Sectional meet expenses, including the meet officials' expenses in Item XI-A-1 will be paid by the host school. Host schools must either provide shells for the starter or make arrangements to pay them for their shells that they provide to start the sectional meet.

C. Neither the IHSA nor local meet management will assume responsibility for any other expenses of any kind for any meet except those expenses specified above.

D. Admission Prices:

- 1) At Sectional meets admission shall be: \$5.00.
- 2) At the State Final meet, admission shall be: Single session-\$10.00; Season-\$30.00.

E. The Sectional meet revenue shall include the television and radio rights fees collected by the Sectional manager as provided for in Item IX-F.

F. Rights Fees for TV and Radio:

1) Television Rights Fees to be charged by Local Managers and/or the IHSA are contained in the IHSA Television Policy.

2) Radio Fees which shall be charged are:

a) Sectional = No Charge

b) State Final = \$50.00

3) Policies regarding royalty requirements for each Local Manager are contained in the current edition of the IHSA Official Handbook. (See policies 31.)

V. TOURNAMENT ASSIGNMENTS AND SEEDING MEETINGS

A. Mid-February, sectional assignments for schools that submitted an On-Line school entry on or before the February 1 deadline will be posted on the IHSA Web Site at www.ihsa.org on the respective sport page under State Series Information and Results. Also the Manual for Schools and Managers outlining the State Track and Field meet series will be posted on-line at the IHSA T&F site; click on "Sports & Activities"; Click on Girls or Boys Track and Field; Click on Manual for Schools. The manual will serve as a guide for coaches and sectional managers during this Track & Field Sport Season. All schools entered in the IHSA Boys and/or Girls State Track and Field Meet Series will be assigned to their respective Class 1A, 2A or 3A Sectional meets on a geographical basis. Qualifiers from the Class 1A Sectional meets will participate in the Class 1A competition at the State Final meet. Qualifiers from the Class 2A Sectional meets will participate in Class 2A competition at the State Final meet. Qualifiers from the Class 3A Sectional meets will participate in Class 3A competition at the State Final meet. **This information can be found by clicking on the State Series Information and results link on the Track & Field page (upper left hand column).**

B. Sectional Seeding Meeting: All Seeding Meetings shall be held at each Sectional center on **Tuesday** prior to the Sectional Meet.

1) The Sectional Seeding Meeting shall not be held during the regular school day.

2) **It IS NOT mandatory for the head coach (or another school representative) to attend the Sectional Seeding Meeting. However, all schools are encouraged to send a representative to their respective seeding meeting. If a head coach (or another school representative) is not in attendance at the seeding meeting, those athletes must be FAIRLY SEEDED in spite of their coach's absence from the seed meeting. Any coach that chooses not to attend should send documentation of the times and trials submitted online for seeding to the sectional host. This information will become critical in the event the coaches in attendance challenge any time or trial submitted.**

Without such documentation, or knowledge by the coaches present, the time or trial may be rejected and the athlete seeded last, with a "no time" entry. Coaches not in attendance forfeit their opportunity to make decisions made at the seeding meeting.

3) Calling the Sectional Host and indicating that your school will not attend the seed meeting is greatly appreciated by Sectional Managers.

4) It is the responsibility of the Head Coach to contact the Sectional Host immediately if for any reason they experience an emergency situation that would not allow them to get to the seeding meeting on time (flat tire, traffic accident, etc.). Sectional managers will provide participating coaches with a phone number to be used in case of such emergency. **IF YOU DO NOT RECEIVE A PHONE NUMBER THEN YOU SHOULD ASK FOR ONE.**

C. Items to be considered at the Sectional Seeding Meeting are as follows:

1) Heats and sections shall be assigned for the track events and flights for the field events. The Sectional Manager shall provide each coach attending the Sectional Seeding Meeting with a printed copy of the heats, sections and flights before concluding the Sectional Seeding Meeting. Seed only the participants listed in the official IHSA List of Participants as retrieved from the Host School's IHSA School Center.

2) The supported computer software to manage and score sectional track and field meets is the Hy-Tek Meet Manager Software.

3) Times submitted for seeding purposes in all individual track events at the Sectional Seeding Meeting shall be times actually achieved at metric distances **during the current IHSA Track and Field season.** In a relay event, only a time actually achieved at the metric distance **during the current IHSA Track and Field season** may be submitted for seeding purposes. Coaches may not submit combined individual times as a relay time.

4) Marks submitted for seeding purposes in the field events at the Sectional Seeding meeting shall be English distance marks actually achieved during the current IHSA Track and Field season.

5) Indoor results from the same IHSA T&F season may be used for seeding purposes at the sectional meet.

6) If a boy/girl is entered in an excessive number of events at the Sectional seeding meeting, the local manager shall scratch the entries on the basis of the highest number as listed in the Table seen below. For example: If a girl/boy is entered at the seeding meeting in events No. 4 (3200-M. Run), No. 8 (800-M. Run), No. 16 (200 Meter Dash), No. 9 (Long Jump) and No. 18 (Triple Jump), the highest numbered event is No. 18; therefore, the competitor would be scratched from that event since the competitor is allowed to enter four (4) events at the seeding meeting.

Event Number	Event
1	4 X 800 Meter Relay
2	4 X 100 Meter Relay
3	Discus Throw
4	3200 Meter Run
5	100/110 Meter Hurdles
6	High Jump
7	100 Meter Dash
8	800 Meter Run
9	Long Jump
10	4 X 200 Meter Relay
11	400 Meter Dash
12	Pole Vault
13	300 Meter Hurdles
14	1600 Meter Run
15	Shot Put
16	200 Meter Dash
17	4 X 400 Meter Relay
18	Triple Jump

7) Schools are required to submit the On-Line List of Participants in advance of the Sectional Seeding Meeting. Coaches **may not for any reason** change the names in relays that were submitted by the deadline. They may make a change in the relay time originally submitted online. Coaches **may make** changes to their names **and times in individual events.** The final and official seeding into heats and sections for the track events and into flights for the field events will be completed at the Sectional Seeding Meeting with coaches present, **AFTER** all allowable changes to the original entries have been made.

8) **An individual entry left blank during the on-line entry process cannot be filled at the sectional seeding meeting.**

9) **Any allowable changes or substitutions must be presented by the coach immediately upon arriving at the seeding meeting, and prior to the release of the final heat sheets to the coaches in attendance. Attempting to make changes or substitutions after viewing the heat sheets is not allowed (except to satisfy 15a through 15e below).**

10) Coaches may change or decrease the total number of individual entries submitted on-line at the beginning of a sectional seeding meeting.

11) At the Sectional Seeding Meeting, coaches in attendance shall elect, from among the coaches present, a Sectional Representative who will be responsible to submit a written report of coaches' suggestions to the IHSA Office not later than June 14.

12) If any question should arise on the legality of an entry under existing rules at the Sectional meet, the Sectional Games Committee must render a decision (no IHSA rules may be set-aside or ignored).

13) Participants will be assigned to heats/sections and flights in the track and field events on the basis of:(1) best times and marks; and, (2) the composite opinion of the coaches present at the meeting. If there is a discrepancy, (2) is to take precedence over (1).

Coaches must be able to verify times and marks submitted for Sectional seeding purposes in any given event if requested to do so by the Sectional Manager, Referee or by the coaches in attendance at the Sectional Seeding Meeting.

14) Sectional Games Committee will be responsible for making the decision whether or not reseeding at the scratch meeting is needed, due to scratches. After the Scratch Meeting, only the Clerk of the Course and the Meet Referee may reseed if they deem it necessary.

15) No substitutions shall be permitted in any event after the Sectional Seeding Meeting, except in cases of a substitution made **(in an individual event only)** because of school disciplinary reasons, or a death in the athletes immediate family, or a disabling illness or injury to an entered contestant which must be certified to by either the high school principal, Official IHSA Representative or attending physician (or the school's certified trainer) to the Sectional manager. **This substitution option does not apply to relay runners, nor does it apply after the meet has started. Relay lists may not be changed after the noon deadline for any reason; therefore, coaches are encouraged to list eight names at the time of completing their online entries.**

Note: In accordance with the Track and Field Rules, a school may scratch competitors from individual events to make them eligible to run on relay teams. HOWEVER, such scratches should be made before the Sectional meet begins.

THESE RULES MUST BE FOLLOWED WHEN REPLACING AN INJURED ATHLETE

a) Any allowable substitutions must be made just prior to the Sectional meet at a scratch meeting held for that purpose.

b) An athlete already entered in 4 individual events may not be used as a substitute for an injured athlete.

c) The substitute shall replace the contestant in the heat/section and lane assignment determined at the Sectional Seeding Meeting and the event shall not be reseeded only to accommodate the substitute.

d) The injured contestant being replaced (substituted for) shall not compete in any other events in the Sectional meet.

e) No such substitutions are allowed after the meet starts.

16) Sectional managers should adhere to a reasonable time schedule.

17) The decision(s) of the Meet Referee and Jury of Appeals shall be final in matters pertaining to the National Federation Track and Field Rules. Neither the IHSA Office nor the Board of Directors will review Meet Referee and Jury of Appeals decisions whether alleged errors are due to faulty judgment or misinterpretation of the rules (unless the Jury of Appeals has clearly exceeded its authority and elected to ignore rules).

18) All schools participating in the sectional meets are required to make available to the sectional host, one qualified volunteer to be assigned by the sectional host to work the meet. **This is mandatory beginning with the 09-10 State Series.** Adequate and competent help is critical to the success of all sectional T&F meets. Please help to ensure the success of your sectional meet by providing a qualified volunteer. **If the school fails to provide a quality volunteer, then a coach from that school's team must serve as a volunteer.** This will be true even if the school only has one coach, so head coaches are encouraged to get involved with their athletic director to ensure that this obligation has been met.

19) Sectional hosts are highly encouraged to have the appropriate device to check the size of each competitor's shot during the implement inspection process. In recent years many competitors have been disappointed to discover at the state meet that their implement does not meet the NFHS size requirement and is not legal.

VI. TOURNAMENT STRUCTURE AND TIME SCHEDULES

A. TIMING SYSTEM REQUIREMENTS

- F.A.T. must be used for all running events at all sectional meets.

- If the IHSA T&F administrator has no option but to conduct any sectional meet at a site that does not have access to a F.A.T., then only the first and second place finishers in all running events in Track & Field and the Wheelchair Division will be allowed to advance to the state finals from that meet. No one will advance to the state finals by way of meeting the adopted qualifying standard on the basis of a manual time. The IHSA T&F Administrator will make every effort to identify a sectional host that will use an F.A.T. system. Decisions related to a failure of an F.A.T. system during the course of a sectional meet will be made by the IHSA Track and Field Administrator on a case by case basis. Consideration to any F.A.T. failure could only be considered if there were official back up times available from meet management. Without such back up times to consider only the top two finishers will advance from that event to the State Meet.

- A simple definition of an F.A.T. system is one used to place and time the runners in any race which starts and stops automatically. Any timing system that requires an individual to start the system manually and/or others to stop the system, no matter how sophisticated is not a F.A.T. system.

- All sectional hosts will be required to send the IHSA the electronic files containing the results of their meet at the conclusion of their meet.

B. If at all possible, in priority ranking, Sectional meets will be conducted: (1) On 400-Meter all-weather tracks; (2) On 400-Meter

tracks. 8 lane tracks are preferred over 6 lane facilities. The use of Fully Automated Timing (F.A.T.) is required.

C. At all Sectional meets, English measurements shall be used in all field events.

D. Sectional Seeding: For the Sectional meets and the State Final meet, detailed information and instructions for assigning competitors to heats, sections and lanes in the track events and to flights in the field events, is included in the Online Seeding Instructions document located on the Track & Field page along with the Terms and Conditions, and Manuals.

1) In seeding at the Sectional, Lane 4 will be the preferred lane on an eight-lane track (4,5,3,6,2,7,1,8) and Lane 3 will be the preferred lane on a six-lane track (3,4,2,5,1,6).

2) If athletes from the same school are seeded in the same heat, they will not be separated. To do so provides that school with a potential advantage. Athletes will compete in the heat where they are originally seeded.

E. Order of Events-Sectional/State

Final: The order of events for the Finals of the State Final meet will be followed in the finals of the Sectional meets. At all state series meets where competition in the Wheelchair Division will occur, the designated race in the Wheelchair Division will occur immediately before the same race in the athletes without disabilities race. **At the sectional meets, there will be no prelims or semifinals in the 100, 200, 100/110 high hurdles as has been required in the past. These events will be seeded and conducted as a timed final with the fastest seed times being placed in the final heat.**

The use of F.A.T. is required for all sectional meets. Only Sectional Meets using the required F.A.T. will be allowed to advance competitors to the State Meet based upon a time acquired in the sectional finals. If practical, Field Events-Preliminaries and Finals should be run consecutively. Competitors in the Wheelchair Division shall be integrated into the field event preliminaries with competitors without disabilities. The Triple Jump should follow the Long Jump as soon as one pit is available.

Girls and Boys Sectional Finals Order of Events

4 x 800-Meter Relay Finals
4 x 100-Meter Relay Finals
3200-Meter Run (If two sections are required they will be conducted consecutively at this point in the meet)
100-Meter High Hurdles Finals
100 -Meter Wheelchair Division
100-Meter Dash Finals
800-Meter Wheelchair Division

800-Meter Run Finals
4 x 200-Meter Relay Finals
400-Meter Wheelchair Division
400-Meter Dash Finals
300-Meter Low Hurdles Finals
1600-Meter Run Finals
200-Meter Wheelchair Division
200-Meter Dash Finals
4 x 400-Meter Relay Finals

Wheelchair participants will compete at the sectional to which their school is assigned. At the meet director's discretion, if there are sufficient lanes the Wheelchair Division may be run as one consolidated heat. The Wheelchair Division will have 100-Meter, 200-Meter, 400-Meter, 800-Meter track events and shot put and discus.

IHSA State Final Time Schedule

All times are dependent on the weather. IHSA will use the IHSA Twitter account to notify schools of any changes in the time schedule due to bad weather.

Practice Schedule: Wednesday, May 16 (Girls), May 23 (Boys)

4:00 p.m. – 7:00 p.m. Schools may use the track and field facilities at O'Brien Field for practice and warm-up. These practice sessions are not the responsibility of the IHSA or of EIU. Athletes and coaches use the facilities to practice at their own risk. Coaches will be responsible for the safety of their athletes/staff. Coaches must be aware of the weather and react according to IHSA severe weather safety guidelines. (If it roars, go indoors!).

4:00 p.m. – 10:00 p.m.: Dorm Registration and check in at Taylor Hall.

4:00 – 7:00 p.m.: Coaches may pick up school packets at the south ticket window on the west side of O'Brien Field (parking lot side of stadium)

7:00 p.m.: State Final Manager, Head Officials and Games Committee meeting in the Lantz Building Varsity Room.

Thursday, May 17 (Girls), May 24 (Boys) 1A Semifinals

8:00 – 10:00 a.m.: 1A Schools only, may use track and field facilities at O'Brien Field for practice and warm-up.

8:00 a.m. – 6:00 p.m.: Coaches may pick up school packets at the south ticket window on the west side of O'Brien Field (parking lot side of stadium).

10:00 a.m.: High Jump, Long Jump, Triple Jump to follow the Long Jump

10:50 a.m.: National Anthem

11:00 a.m.: 1A competition begins in all running events.

11:00 a.m.: Pole Vault, Shot Put, Discus to follow the Shot Put

Class 1A Track Order of Events

4 x 800-Meter Relay Semifinals
4 x 100-Meter Relay Semifinals
(10-Minute Warm Up On Hurdles)
100-Meter High Hurdle/110-Meter High Hurdle Semifinals
100-Meter Dash Semifinals

800-Meter Run Semifinals
4 x 200-Meter Relay Semifinals
400-Meter Dash Semifinals
300-Meter Low Hurdles Semifinals
1600-Meter Run Semifinals
200-Meter Dash Semifinals
4 x 400-Meter Relay Semifinals

Practice Schedule: Following the 1A meet– 7:00 p.m. Schools may use the track and field facilities at O'Brien Field for practice and warm-up. These practice sessions are not the responsibility of the IHSA or of EIU. Athletes and coaches use the facilities to practice at their own risk. Coaches will be responsible for the safety of their athletes/staff. Coaches must be aware of the weather and react according to IHSA severe weather safety guidelines. (If it roars, go indoors!).

Friday, May 18 (Girls), May 25 (Boys) 2A, 3A Semifinals

7:00 a.m. – 8:30 a.m.: 2A and 3A schools only, may use track and field facilities at O'Brien Field for practice and warm-up.

8:00 a.m. – 1:00 p.m.: Coaches may pick up school packets at the south ticket window on the west side of O'Brien Field (parking lot side of stadium). Unclaimed packets will be left at the southwest gate of O'Brien Field.

8:50 a.m.: National Anthem

9:00 a.m.: The semifinals will be run in two parts. Part 1 will be Class 2A events and Part 2 will be Class 3A events. Class 2A track and field events will begin at **9:00 a.m.** Class 3A track events will begin at approximately **12:45 p.m.**, or later in case of delays. Class 3A field events should refer to the complete schedule for approximate starting times. The schedule of field events indicates the approximate starting times to be used as a guide.

Format for Girls/Boys field events: The Pole Vault will utilize both runways for flights 1 and 2, Flight 3 will begin as soon as flight 1 is completed. Thirty minutes of warm-up will be permitted prior to the start of each flight.

Both runways will be utilized in the Long Jump and Triple Jump for flights 1 and 2 with the 3rd and 4th flights following on the first available runway. The Triple Jump will follow the Long Jump. Both circles in the Shot Put and Discus will be used with flights 1 and 2 starting at the same time with the 3rd and 4th flight to follow on the first available ring.

In the Long and Triple Jump: The wind direction will determine the layout of the runways. When practical, competitors will jump with the wind.

The final designations for number of flights, runways and times will depend on the number of qualifiers. Coaches must be alert for the time schedule and flight assignments that will be included in their school packets.

If there are more than 9 qualifiers in a specific event within the Wheelchair Division, those students will compete in semifinals on Friday. Athletes in the Wheelchair Division competing in field events will be integrated into flights in Class 2A on Friday but will be placed within the Wheelchair Division for awards and advancement to the finals. Athletes competing in the Wheelchair Division in Track events will compete in heats immediately preceding the equivalent heat in Class 2A on Friday. For example, a semifinal in the Wheelchair Division. In the 100-Meter will be run immediately preceding the 100-Meter dash run in the 2A class.

Class 2A Field Events

8:00 a.m.: High Jump, Long Jump, Triple Jump to follow the Long Jump

9:00 a.m.: Pole Vault, Shot Put, Discus Throw to follow the Shot Put

Class 2A Track Order of Events (Class 2A semifinals in the Track events will begin at 9:00 a.m.)

4 x 800-Meter Relay Semifinals
4 x 100-Meter Relay Semifinals
(10-Minute Warm Up On Hurdles)
100-Meter High Hurdle/110-Meter High Hurdle Semifinals
100-Meter Dash Semifinals, Wheelchair Division (if necessary)
100-Meter Dash Semifinals
800-Meter Dash Semifinals, Wheelchair Division (if necessary)
800-Meter Run Semifinals
4 x 200-Meter Relay Semifinals
400-Meter Dash Semifinals, Wheelchair Division (if necessary)
400-Meter Dash Semifinals
300-Meter Low Hurdles Semifinals
1600-Meter Run Semifinals
200-Meter Dash Semifinals, Wheelchair Division (if necessary)
200-Meter Dash Semifinals
4 x 400-Meter Relay Semifinals

Class 3A Field Events (Times Approximate – Be prepared to go early!)

12:00 p.m.: Long Jump, High Jump, Triple Jump to follow the Long Jump

12:30 p.m.: Pole Vault

1:05 p.m.: Shot Put, Discus Throw to follow the Shot Put (approx. 2:45 p.m.)

Class 3A Track Order of Events
(Class 3A Semifinals in the Track events will begin at approximately 12:45 p.m.)

4 x 800-Meter Relay Semifinals
4 x 100-Meter Relay Semifinals
(10-Minute Warm Up On Hurdles)
100-Meter High Hurdle/110-Meter High Hurdle Semifinals
100-Meter Dash Semifinals
800-Meter Run Semifinals
4 x 200-Meter Relay Semifinals
400-Meter Dash Semifinals

300-Meter Low Hurdles Semifinals
1600-Meter Run Semifinals
200-Meter Dash Semifinals
4 x 400-Meter Relay Semifinals

Note: The times for the semifinals are approximate. The Games Committee will determine if and when a break may be taken if the events are running ahead of schedule.

Practice Schedule: Following the 2A/3A meet— 7:00 p.m. Schools may use the track and field facilities at O'Brien Field for practice and warm-up. These practice sessions are not the responsibility of the IHSA or of EIU. Athletes and coaches use the facilities to practice at their own risk. Coaches will be responsible for the safety of their athletes/staff. Coaches must be aware of the weather and react according to IHSA severe weather safety guidelines. (If it roars, go indoors!).

Saturday, May 19 (Girls), May 26 (Boys)
(Finals in all events)

7:00 a.m. – 8:45 a.m.: The track is open for warm ups to all finalists.

9:15 a.m.: Parade of Competitors (followed by Competitor Oath and recognition of head officials, honorary referees and National Anthem)

If there are nine or fewer students qualifying from Sectionals for a specific event within the Wheelchair Division, then that event will take place on Saturday.

If entries require preliminaries for Athletes in the Wheelchair Division competing in field events, the athletes will be integrated into flights in Class 2A on Friday. Those that qualify for the finals will be placed within the Wheelchair Division for finals and awards on Saturday. Athletes competing in the Wheelchair Division in Track events will compete in heats immediately preceding the equivalent heat in Class 2A on Friday (if entries require preliminaries). Those that qualify for

the finals will be placed within the Wheelchair Division for finals on Saturday in heats immediately preceding the events for athletes without disabilities. The Wheelchair Division will have 100-meter, 200-meter, 400-meter, and 800-meter track events, and shot put and discus.

Field Events Finals – 1A followed by 2A followed by 3A

1A

10:00 a.m.: Pole Vault
10:00 a.m.: Shot Put
10:00 a.m.: Long Jump
10:00 a.m.: High Jump
Triple Jump – To follow the Long Jump
Discus – To follow the Shot Put

2A (Approximate start times – be ready to go)

10:00 a.m.: Pole Vault
10:45 a.m.: Shot Put
10:00 a.m.: Long Jump
12:00 p.m.: High Jump
Triple Jump - To follow the Long Jump
Discus - To follow the Shot Put

3A (Approximate start times – be ready to go)

11:30 a.m.: Shot Put
11:00 a.m.: Long Jump
12:00 p.m.: Pole Vault
2:00 p.m.: High Jump
Triple Jump - To follow the Long Jump
Discus - To follow the Shot Put

Track Events

10:00 a.m.

Class 1A 3200-Meter Run, Section No. 1
Class 2A 3200-Meter Run, Section No. 1
Class 3A 3200-Meter Run, Section No. 1

11:00 a.m.

Class 1A 4 x 800-Meter Relay
Class 2A 4 x 800-Meter Relay
Class 3A 4 x 800-Meter Relay

11:40 a.m.

Class 1A 4 x 100-Meter Relay
Class 2A 4 x 100-Meter Relay
Class 3A 4 x 100-Meter Relay

12:10 p.m.

Class 1A 3200-Meter Run, Section No. 2
Class 2A 3200-Meter Run, Section No. 2
Class 3A 3200-Meter Run, Section No. 2

1:10 p.m.

Class 1A 100-Meter High Hurdles/110-Meter High Hurdles
Class 2A 100-Meter High Hurdles/110-Meter High Hurdles
Class 3A 100-Meter High Hurdles/110-Meter High Hurdles

1:35 p.m.

Wheelchair Division - 100 Meter Dash
Class 1A 100-Meter Dash
Class 2A 100-Meter Dash
Class 3A 100-Meter Dash

1:55 p.m.

Wheelchair Division - 800 Meter Dash
Class 1A 800-Meter Run
Class 2A 800-Meter Run
Class 3A 800-Meter Run

2:25 p.m.

Class 1A 4 x 200-Meter Relay
Class 2A 4 x 200-Meter Relay
Class 3A 4 x 200-Meter Relay

2:55 p.m.

Wheelchair Division - 400 Meter Dash
Class 1A 400-Meter Dash
Class 2A 400-Meter Dash
Class 3A 400-Meter Dash

3:15 p.m.

Class 1A 300-Meter Low Hurdles
Class 2A 300-Meter Low Hurdles
Class 3A 300-Meter Low Hurdles

3:35 p.m.

Class 1A 1600-Meter Run
Class 2A 1600-Meter Run
Class 3A 1600-Meter Run

4:05 p.m.

Wheelchair Division - 200 Meter Dash
Class 1A 200-Meter Dash
Class 2A 200-Meter Dash
Class 3A 200-Meter Dash

4:20 p.m.

Class 1A 4 x 400-Meter Relay
Class 2A 4 x 400-Meter Relay
Class 3A 4 x 400-Meter Relay

5:00 p.m.

Awards

VII. ADVANCEMENT OF WINNERS

A. First and second place winners in all events from each **Sectional** meet shall advance to the State Final Meet.

B. In addition, any individual or relay team who equals or surpasses the qualifying standard in the finals of their respective Sectional Meet, for the Class they represent, at any Sectional Meet using F.A.T., shall advance to the State Final Meet in their Class. Also, any athlete in the throws and/or horizontal jumps equals or surpasses the qualifying mark in the preliminaries shall advance to the State Final Meet.

If a new event is added in the state series, first and second place winners from each of the sectional meets shall advance to the State Final Meet.

C. The 2018 F.A.T. qualifying standards are as follows:

Event	Girls 1A	Girls 2A	Girls 3A	Event	Boys 1A	Boys 2A	Boys 3A
Long Jump	16-3	17-1	17-6	Long Jump	20-10	21-7	22-1
Pole Vault	9-0	9-7	10-3	Pole Vault	12-2	13-0	13-6
High Jump	5-0	5-1	5-2	High Jump	6-1	6-3	6-2
Shot Put	35-8	37-2	38-2	Shot Put	47-9	49-6	52-7
Triple Jump	33-7	34-11	36-0	Triple Jump	41-2	42-8	44-4
Discus Throw	108-8	112-10	117-6	Discus Throw	141-6	145-10	154-7
4 X 800 Relay	10:25.50	9:58.52	9:35.97	4 X 800 M. Relay	8:34.97	8:12.81	8:01.67
4 X 100 Relay	:52.03	:50.03	:49.39	4 X 100 M. Relay	:44.44	:43.48	:42.73
3200 Meter Run	12:12.84	11:37.38	11:08.94	3200 M. Run	10:08.33	9:47.82	9:29.48
100 M. HH	:16.52	:15.73	:15.53	110 M. HH	:15.96	:15.24	:15.00
100 M. Dash	:12.97	:12.66	:12.60	100 M. Dash	:11.38	:11.12	:10.95
800 M. Run	2:27.21	2:21.82	2:19.77	800 M. Run	2:02.79	2:00.05	1:56.92
4 X 200 M. Relay	1:51.42	1:47.13	1:45.52	4 X 200 M. Relay	1:33.76	1:31.37	1:29.43
400 M. Dash	1:02.19	1:00.36	:59.28	400 M. Dash	:52.01	:51.05	:50.16
300 M. LH	:48.70	:47.52	:46.82	300 M. Int. Hurdles	:41.58	:40.68	:39.78
1600 M. Run	5:35.45	5:19.32	5:09.66	1600 M. Run	4:39.53	4:28.06	4:21.67
200 M. Dash	:27.00	:25.97	:25.98	200 M. Dash	:23.12	:22.63	:22.12
4 X 400 M. Relay	4:18.16	4:09.24	4:04.53	4x400 M. Relay	3:33.66	3:27.92	3:24.07

Athletes with Disabilities Wheelchair Track & Field Qualifying Standards:

Wheelchair		
Wheelchair	Girls	Boys
Shot Put	4'	6'
Discus Throw	8'	15'
100 M. Dash	:45	:40
200 M. Dash	1:35	1:25
400 M. Dash	3:15	3:00
800 M. Run	6:30	6:00

Note: Field events are listed in English measurements.

1. Qualifying standards Information:

a) In track events only, the qualifying standard (recorded with an F.A.T. system) must be equal or surpassed in the final races. Times recorded in preliminary or semifinal races may not be used to qualify for the State Final Meet. The use of an F.A.T. system is required in order to qualify from a Sectional Meet to the state Meet based upon time.

b) In Sectional meets preliminaries shall be held in the Long Jump, Triple Jump, Shot Put and Discus Throw. Nine (9) contestants plus ties for ninth shall advance to competition in the finals as stated in NFHS Rule 6-2-19. Any competitor who equals or surpasses the above qualifying standards for their Class shall advance to the State Final in the Long Jump, Triple Jump, Shot Put and Discus Throw.

c) The High Jump and Pole Vault should be run as finals. The qualifying standard for the High Jump and Pole Vault must be a measured height unless the height achieved is considerably in excess of the qualifying standard.

d) The qualifying standards for the field events are English distances and heights.

D. Sectional Meets: At sectional meets only, preliminaries and or semifinals; in the 100 and 200-Meter Dashes and the 110/100-High Hurdles WILL NOT BE CONDUCTED. These events will be seeded and conducted as a timed final.

E. Sectional Meets: Divisions conducting the following events will conduct them as finals at Sectional Meets: 4 x 800-Meter Relay, 4 x 100-Meter Relay, 3200-Meter Run, 800-Meter Run, 4 x 200-Meter Relay, 400-Meter Dash, 300-Meter Intermediate Hurdles, 1600-Meter Run, 4 x 400-Meter Relay.

The winners will be chosen on the basis of the best time made and only one set of medals and points will be awarded in each event.

F. Sectional Meets: The local manager will determine the number of sections to be run by the number of entries.

G. Sectional Meets: At all Sectional meets, preliminaries and finals in the Field Events should be run off consecutively, if practical.

H. Sectional Pole Vault: It is preferred that the Pole Vault be conducted at the assigned sectional site at the time of the sectional meet. However, due to increasing difficulties in obtaining sectional sites capable of conducting Pole Vault, the Pole Vault may be conducted at a different location prior to the Sectional (preferably the day before the sectional meet). If this is necessary, all schools competing must be:

a) Notified of the new location and time of the event.

b) The event must be conducted at a time that would not prohibit the competitors from competing in any other event at the Sectional meet.

c) A licensed Track & Field Official must be present to officiate during the event (supplied by the Sectional Manager).

d) All competitors must have a Certified Coach (By-Law 2.070) accompanying them.

e) **Note:** During the regular season coaches will be required to complete the Pole Vault weight verification card at all meets. Athletes will not be required to weigh in at these regular season meets, but the coach must verify that the athlete has been weighed and is using a legal pole as determined by the weight of the vaulter. This card can be found online at IHSA.org. A weigh in will occur during the IHSA State Series, this will include all sectional meets.

f) In the case of inclement weather, the pole vault and high jump may be moved to an indoor location. This decision will be made by the Meet Referee.

g) All schools conducting the pole vault must use the pole vault box pad defined in NFHS Track and Field Rule 6-5-22. The pad must meet the ASTM Standard F2949. The pole vault will not be conducted without this pad present.

I. Sectional Meets: Relay Races – It is the clerk's responsibility to verify that all relay participants are listed on each school's original on-line list of entries for that event. Copies of the relay lists of participants (including alternates) must be provided by the Sectional Meet Manager developed from the IHSA Official online entries.

J. State Final Meet: If a school has qualified a relay team for the State Final, the names of the eight (8) runners who are entered in the relay must appear on the On-Line List of Participants submitted to the Sectional Meet Manager and the IHSA Office.

If a school qualifies a relay team for the State Meet, the four (4) designated runners in the semis or finals must be from the eight (8) runners who were listed on the On-Line List of Participants submitted to the Clerk of Course at the Sectional meet.

K. State Final Meet: A competitor may participate only in those individual events in the State Final meet for which they have qualified in Sectional competition.

L. State Final Meet: In the track events, nine (9) competitors or teams will qualify for the finals to be run on Saturday except in the 800-Meter Run, 1600-Meter Run and 4 x 800-Meter Relay where 12 will qualify for the finals. The 3200-meter run will be run in sections on Saturday.

M. State Final Seeding: In seeding the semifinals in running events at the state final meet, the top qualifier in each event from the sectional will be placed in the last heat, and the other top qualifiers from the sectionals will be placed in the heats by time. Seeding for the final in each running event shall be as follows: 1) Heat winners, according to their times, 2) all other qualifiers, according to their times. Qualifiers from the same school in an event will not be separated.

N. Qualifying For Finals at the State Meet

At the state final, in the semifinals of all running events, (In both the Athletes Without Disabilities Division and the Wheelchair Division if needed) the winner of each heat advances to the finals, and the remaining qualifying positions will be filled on the basis of time.

O. State Final Meet Ties: In case of a tie in the semifinals of the 100-Meter Dash, 100 or 110-Meter High Hurdles, and the 200-Meter Dash that would qualify more than nine (9) competitors for the Finals; Rule 4-5-4 will be followed. The tying competitors shall compete again for the available lane(s).

In case of a tie in the semifinals of the 300-Meter Hurdles, 400-Meter Dash, 4x100-Meter Relay, 4x200-Meter Relay, and the 4x400-Meter Relay, that qualify more than nine (9) competitors or teams for the Final; two final sections shall be run and the final places will be determined on the basis of time. The runners or teams with the best qualifying times will be placed in the second section with at least three (3) runners or teams in the first section.

In case of a tie in the semifinals of the 800-Meter Run, 1600-Meter Run, and the 3200-Meter Relay that would qualify more than

twelve (12) competitors or teams; all tying competitors or teams will be assigned to the final race. Positions of the tying competitors or teams will be drawn and assigned as indicated in the State Final Seeding.

NOTE: If competitors have identical times recorded to 1/100th of a second, then timing to 1/1000 of a second will be used to break all ties to determine advancement and to determine final places.

P. State Final Meet: In a relay event, no substitute is permissible after a false start. Alternates listed on the relay team card are not charged with participation in a relay event unless they actually become a competitor in the relay.

Q. State Final Meet: The Jury of Appeals, in conjunction with the Head Field Referee, Head Pole Vault and Head High Jump judges shall announce the starting heights in the High Jump and Pole Vault for the preliminaries Tuesday previous to the State Meet on the IHSA Web Site. Competitors will be permitted to warm up at a lower designated height, but this must be done before the time scheduled for the start of the event.

R. State Final Meet: The Jury of Appeals shall approve definite qualifying heights for the Pole Vault and High Jump and only those competitors who clear the qualifying height in the preliminaries shall compete in the finals. The qualifying height is subject to the number and strength of entries.

S. State Final Meet: In the Shot Put, Discus (in both the Athletes Without Disabilities Division and the Wheelchair Division), Long Jump and Triple Jump, twelve (12) competitors plus ties for twelfth place will advance from the Preliminaries to the Finals as stated in NFHS Rule 6-2-19.

T. State Final Meet: In the Pole Vault and High Jump, a minimum of nine (9) competitors will advance from the Preliminaries to the Finals.

U. State Final Meet: In both the semifinals and finals in the throws and horizontal jumps, measurements shall be made after each trial.

In the Finals, in the throws and the horizontal jumps, a measurement and announcement will be made after each trial.

VIII. TOURNAMENT RULES

A. The current edition of the National Federation Official Track and Field Rules will be followed insofar as those rules apply to the events in which there is competition, unless otherwise specifically indicated in these Terms and Conditions or in other IHSA documents.

Note 1: Starting Blocks: Blocks that are adaptable to the track surface without potential

damage to the surface may be used by contestants; otherwise, starting blocks provided by the management must be used by the competitors.

B. In accordance with IHSA By-laws 2.020 and 2.070, all schools are required to have a qualified coach and/or faculty representative present at all times during a meet and be available for assignment as might be required by the local meet manager. If a school does not have a qualified coach and/or faculty representative present at the Sectional site or the State Final site during warm-ups or competition that school's competitors shall not be permitted to participate.

Note: Schools are reminded that only coaches and faculty representatives who meet the provisions of IHSA By-laws 2.020, 2.070-2.079 and who are listed on the school's "List of Participants" shall be permitted to serve in those capacities at the Sectional and State Final meets.

C. Participation Limitations:

1) As stated in IHSA By-law 5.152, an individual contestant shall be permitted to participate in a maximum of four (4) track and/or field events.

2) A contestant officially becomes a competitor when the competitor or the relay team of which he/she is a designated runner reports to the Clerk of Course or to the Judge for a field event.

a) The eight (8) runners listed for each respective relay obtained from the On-Line List of Participants by the Sectional Manager are the only eligible runners in the respective relay. There can be no change in the names of runners in a respective relay after the On-Line List of Participants has been submitted (it is permissible to change any time, including a relay time, at the seeding meeting). The Sectional Manager will not make any changes in relay runners at the seeding meeting. Nor will there be any changes from the list of runners submitted on the On-Line List of Participants allowed at the State Final in the event the school's relay team advances from the sectional to the State Final.

b) At the Sectional seeding meeting, a school may change or scratch its entries in the individual events.

c) The Sectional Manager will submit the runner information for each qualifying relay to the IHSA Office electronically, in addition to all individual event qualifiers when completing the On-Line Sectional Qualifiers Data.

3) If an individual contestant exceeds participation limitations in the Sectional or State Final meet, he/she shall forfeit all individual and team points earned in any events in which they competed and in accordance with the rules, he/she shall be disqualified from further competition in the state series.

D. Uniform: Competitors shall wear school issued track and field uniforms that meet the IHSA interpretations that follow:

1) NFHS Rule 4-3-1 — One or two-piece bodysuits, similar in color can be worn. Only undergarments approved by the school and coach, similar in color can be worn. Stripes down the side of the uniform will not be an issue. Once a running event or a field event has begun, there can be no disqualification for improper uniform. Competitors must compete in a school issued uniform that complies with NFHS Rule 4-3-1. It is the responsibility of the meet referee, starter, clerk of the course, and/or the respective field event head judge to inspect competitor uniforms prior to the start of the race or field event. They are not to knowingly allow a competitor in an illegal uniform to participate in the race or field event. If a field event judge or clerk of the course is uncertain whether a uniform complies with NFHS Rule 4-3-1, the clerk of the course or judge shall obtain a ruling from the meet referee or starter before starting the event. Referee, Starters, Clerks of the Course, and field event judges must be aware that schools may have multiple uniforms that they issue to their athletes. Athletes from the same school may participate in the same event in different school issued uniforms. If a competitor changes from an inspected uniform to jersey, shorts, undergarment(s), and/or any other unapproved items, and competes in the meet in an illegal uniform, the athlete is disqualified from the event and the meet for unsportsmanlike conduct.

2) NFHS Rule 4-3-2: In relay races, the clerk of the course, referee or starter shall not disqualify a team if the uniform worn by all runners is not identical. The color of the shorts for all relay runners and the color of the track jersey (singlet) for all relay runners must be similar. The printing, design and/or lettering on the track jersey (singlet) must be such that each relay runner's school can be easily identified, and that as a person views the four track jerseys (singlets) together they appear similar and the relay runner's team is easily identified. The rule for undergarments will be interpreted the same as for the uniform (i.e.; must be similar).

3) Contestants wearing jewelry will be permitted to compete. Narrow headbands to keep the hair from interfering with the contestant's vision will be permitted. Contestants with painted bodies or faces as well as costumes, adornment or items deemed unsafe will not be permitted to compete nor participate in awards ceremonies. Medical alerts must be worn so they are visible.

4) Watches may be worn by competitors during track and field competition.

E. Field Events: Local Managers shall not permit a contestant to participate after the event judge has declared an event closed. In the field events, trials must be taken in order listed. If accommodations must be made because of a conflict, the competitor must

consult with the head event judge in advance of, not after, the listed order of participants.

If a conflict has forced a competitor to miss his/her scheduled trial(s) in the High Jump or Pole Vault, he/she shall be given an allowance not to exceed five minutes after competition has been completed for his/her flight at the last height attempted in his flight. If he/she reports after this five-minute period, he/she shall be considered as having passed that height. In all other field events, he/she shall have a five-minute allowance after the trials in his/her flight have been completed.

In the Pole Vault and High Jump the one minute allowance for a trial, as prescribed in the NFHS Rule Book will start when the crossbar has been properly positioned for each jump/vault. In the Long Jump, Shot Put, Triple Jump and Discus Throw, the one-minute time allowance in the NFHS Rule Book for the trial will begin when their name is called for the trial. In the Long Jump, Shot Put, Triple Jump and Discus Throw, the judges shall measure and announce the distance after each successful throw in the preliminaries and finals.

*In the Shot Put and Discus Throw a throwing sector of 34.92 degrees will be used.

In the Wheelchair Division the following modifications will apply.

Students will be allowed to compete in throwing events from their wheelchair or from a throwing-specific chair ("field chair"). The field chair must comply with the Track Chair Track and Field USA or the International Paralympic Committee rules, or must comply with the following standards:

The field chair sitting surface including the cushion must not exceed 75 cm in height

If the field chair has a holding bar, it must be fixed (no articulating joints)

No part of the field chair may be outside the circumference of the circle

For shot put and discus, the wheelchair or field chair must remain stationary during the competition. The athlete may have an individual hold the chair during the throw to prevent movement. The wheelchair or field chair may be anchored with straps to stakes in the ground. The stakes and straps may be in or outside the throwing circle. The athletes may use non-elastic straps to anchor them into the chair. Athletes may compete with one or both feet on or off the ground. If the athlete competes with a foot on the ground, the foot must be inside the circle and the athlete's buttocks may not rise off the seat of the chair until the implement leaves their hand.

The size and weight of the discus and shot for the Wheelchair Division shall be the same as used for all other female or male participants.

F. Running Events:

1) The 400-Meter Dash (in both the Able Bodied Division and the Wheelchair Division), 200-Meter Dash, 300 Hurdles 4 x

100-Meter Relay and the 4 x 200-Meter Relay shall be run in lanes all the way. The start will be from staggered positions figured for one, two and four turns, respectively.

2) In the 4 x 400-Meter Relay, the first runners shall start from positions staggered for three (3) turns and shall run the first leg in lanes. After the first baton exchange, the second runner will run one additional curve staying in his respective lane and may cut for the pole position provided he is one full running stride ahead (approximately 7 feet) as provided in Rule 5-13-2. The lanes for the remaining exchanges will be determined by the "off the curve" system mentioned in Rule 5-10-11.

3) The 800-Meter Run (in both the Athletes without Disabilities and the Wheelchair Division) and the 4 x 800-Meter Relay will be run in alleys. In races run in alleys, seeding will be non-serpentine from the outside in.

4) In the 110-Meter High Hurdles and the 300-Meter Intermediate Hurdles, the space between each hurdle shall be as prescribed in Rule 5-3-8.

5) The 100-Meter Dash (in both the Athletes without Disabilities and the Wheelchair Division), and 100 and 110-Meter Hurdles will be run in straight lanes with the runner competing and finishing in the same lane they started in.

6) The 1600 and 3200 Meter Runs will start from the International (waterfall) start line. These races will not be started in alleys during the state series.

7) Athletes in the Wheelchair Division, must compete in a manually operated wheelchair and must propel themselves. Students may use a wheelchair or track (racing) chair for competition. It is recommended that athletes use a track (racing wheelchair) for racing events. If a track chair is used, it must meet the following specifications:

- A wheel chair has a maximum of four wheels.
- The diameter of the two largest wheels (including inflated tire) does not exceed 28 inches
- For a track chair, the third wheel's diameter does not exceed 20 inches (including inflated tire) and is not smaller than 10 inches. Only one push rim shall be attached to each large wheel.
- The chairs seat, including cushion, shall not exceed 25 inches in height.
- The athlete, when in a racing chair (on or off the track) shall wear an approved bicycle or wheelchair racing helmet.
- The hub of the wheelchair's front wheels must be completely behind the vertical plane of the starting line at the beginning of the race.

• If an unsafe situation or mechanical failure should occur during the race, a competitor may be assisted back into his/her chair by a bystander in order to continue racing, if requested by the athlete. No forward assistance or momentum should be provided.

- The finish is determined by the hub of the front wheels breaking the vertical plane of the finish line.

- If not specifically mentioned in this document the chair shall comply with Wheelchair Track & Field USA (WTFUSA)/International Paralympic Committee (IPC) rules.

G. Reporting To Clerk of Course: At the State Final Meet

1) All contestants in each running event shall report to the Clerk's Tent at the first call for that event. Hip numbers for the electronic timing system will be given to all competitors when they report. Race instructions shall be given to competitors in all heats after they have received their hip numbers.

2) A running event is considered closed when the Head Clerk has taken the final roll call in the Clerk's tent. Contestants must report to the tent upon hearing the first call. There will be only a first call and a final call. The final roll call will take place at or around the final call and after final instructions have been provided by the clerk's staff. Failure to be present for the final roll call will cause disqualification from that event. The Head Clerk, who will ultimately take the final roll call, will have the authority to determine disqualifications resulting from a late check-in. It is clearly the responsibility of the coach and athlete to report on time. This type of disqualification cannot be appealed.

3) The Assistant Referee/Conflicts (field events/running events) will have the responsibility to oversee these conflicts and will have the final authority on disqualifications related to conflicts. These disqualifications cannot be appealed.

H. Official Times at State Final Meet:

1) The Official Times at the State Final meet shall be the F.A.T. (Fully Automatic Times) recorded in 1/100 seconds and if needed, any MT (Manual Times) will be recorded in 1/10 seconds after rounding up to the next highest (slowest) tenth of a second, as required in the Track and Field Rules. These Official Times will be used for advancement, seeding and placement in an event. If in the semifinals there is a tie for the last qualifying position(s) for advancement, F.A.T. times to 1/1000 and manual times to 1/100 will be used. For example, such times will be recorded as 11.24(6) and 11.24(7). These times will be officially recorded as 11.24. If F.A.T. times are not available for all heats or sections of a race, the Manual Times will be the Official Times used for advancement, seeding and placement in an event.

2) Place results by the finish judges will not become official until the F.A.T. picture of the race, if available, has been reviewed by designated officials immediately after each race.

I. Games Committee: A Sectional Games Committee must be appointed for each Sectional meet. The Sectional Games Committee shall be comprised of the Sectional manager and four (4) head coaches present at the Sectional Seeding meeting. The Sectional Games Committee shall render a decision on questions that might arise on the day of the Sectional meet regarding the legality of an entry under existing rules. In accordance with Rule 3-2-4, the Sectional Games Committee shall act as the final Jury of Appeals for all final appeals of officials' decisions. At the State Final Meet, the Jury of Appeals shall act in accordance to National Federation Rule 3-5.

Note 1: All appeals of officials' decisions shall be submitted in writing to the Jury of Appeals by the head coach within 30 minutes of posting the results of the event.

Note 2: In ruling on such final appeals of officials' decisions, the Jury of Appeals shall determine if a rule has been misapplied (judgment calls are not appealable). The Jury of appeals shall not set aside or waive the provisions of any Track and Field Rule or IHSA State Series Term and Condition.

Note 3: The decision(s) of the Meet Referee and Jury of Appeals shall be final in matters pertaining to the National Federation Track and Field Rules. Neither the IHSA Office nor the Board of Directors will review officials' or Jury of Appeals decisions whether alleged errors are due to faulty judgment or misinterpretation of the rules.

Note 4: No IHSA or NFHS rule may be set-aside or ignored by the Games Committee/Jury of Appeals.

J. Conduct: Unsportsmanlike conduct by coaches or contestants or the use of profane language by coaches or contestants will not be tolerated and shall be penalized under the provisions of IHSA By-laws 3.140, 6.011 and 6.012 and in accordance with the Track and Field Rules.

1) In accordance with the provisions of IHSA By-law 6.033 and the Track and Field Rules, the decisions of the Meet Referee and Games Committee shall be final.

K. Scoring:

1) Sectional Meets: In the Sectional meets; six (6) places will be counted in determining the winning team. First, second, third, fourth, fifth and sixth places will count 10, 8, 6, 4, 2 and 1 points, respectively. Points in the relay events will be scored the same as each of the individual events. **In addition, schools entering only individuals will not score team points. In the traditional sectional meet, team points will be awarded only to schools that are entered as a team and have competed a minimum of 6 times during the current season.**

2) State Final Meet: In the State Final meet, nine (9) places will be counted in determining the team order. First, second, third, fourth, fifth, sixth, seventh, eighth and

ninth places will count 10, 8, 7, 6, 5, 4, 3, 2 and 1 points, respectively. Points in the relay events will be scored the same as each of the individual events.

Schools entering only individuals will not score team points. Team points will only be awarded to schools that are entered as a team and have competed a minimum of 6 times during the current season.

3) Combined Championship:

a. The Combined State Championship will consist of schools, regardless of class, with athletes competing in the Track and Field State Championship along with students competing in the Wheelchair Division. Team points will be awarded to competitors in the Wheelchair Division and combined with the points earned by their teammates in the Track & Field State Finals in order to determine a Combined State Champion. A Combined State Championship will only be awarded if the following conditions are met:

- During the 2017-18 season, there must be at least six participants in the Wheelchair Division advancing to the State meet;

- During the 2018-19 season, there must be at least eight participants in the Wheelchair Division advancing to the State meet.

b. If the condition is met, athletes in the Wheelchair Division may be eligible to earn points toward the Combined State Championship as follows:

- There must be at least three competitors entering an event in the Wheelchair Division.

- Students in the Wheelchair Division may compete in up to four events, but may only earn points in two events. Each student's top two results will be eligible to count for the Combined State Championship score.

- Points awarded in the Wheelchair Division will be based on the number of participants as provided in the following chart:

# of Comp.	1st	2nd	3rd	4th	5th	6th	7th	8th	9th
2	4	3							
3	6	4	3						
4	7	5	4	3					
5	8	6	5	4	3				
6	9	7	6	5	4	3			
7	9	7	6	5	4	3	2		
8	10	8	7	6	5	4	3	2	
9	10	8	7	6	5	4	3	2	1

c. Any school with a student competing in the Track and Field State Championship along with students competing in the Wheelchair Division will be eligible for the Combined State Championship. The six contest requirement (Section III.D) will not apply to participants in the Wheelchair Division.

d. The score applied to determine the Combined State Championship will be the total of all points for students competing in the Track and Field State Championship with students competing in the Wheelchair Division. Team Medallions and Trophies will be presented to the first, second and third place teams at the State Final meet for the Combined State Championship.

e. The Combined State Championship is an officially recognized IHSA State Championship.

f. Whether or not a Combined State Championship is awarded, students with disabilities will be eligible for Individual awards.

4) Scoring of Ties: In the Sectional and State Final meets, after the tie breaking procedures have been applied, if individuals or relay teams are tied for any of the places for which points are scored, the points earned by the tied competitors or teams shall be split. Ties in the High Jump and Pole Vault shall be broken as provided in NFHS Rule 6-3-2b. Ties in the Long Jump and Triple Jump shall be broken as provided in NFHS Rule 6-3-2a. Ties in the Discus Throw and Shot Put shall be broken as provided for in NFHS Rule 6-3-2a. Also, ties for second place at sectional meets must be broken in order to determine who will advance to the State Meet.

Note: In the State Final meet, in breaking ties for the first eight places in the High Jump and Pole Vault, the provisions of NFHS Rule 6-3-2b shall apply. However, if any ties are broken on the basis of the number of “misses”, only those “misses” recorded during the finals shall be considered.

L. State Final Records:

1) Any records established in the State Final Meet will be considered as the Class 1A, 2A, 3A, Wheelchair Division and/or all-time state high school outdoor record for the event. Marks established in meets other than the State Final Meet will not be considered for approval as a class or state high school record.

2) Records established in the Pole Vault, High Jump, Shot Put, Triple Jump and Long Jump at the State Final Meet will also be recognized as state records in situations where any of these events are held indoors.

3) National Interscholastic Records must conform to the provisions outlined in Rule 10 of the current Track and Field Rules Book.

Note: The Metric Records in Boys and Girls began in the 1980 Boys State Final Track and Field Meet.

M. Special State Final Meet Provisions:

1) The Discus Throw and Shot Put will be from concrete surfaced rings. The High Jump, Pole Vault, Triple Jump and Long Jump areas are surfaced with all-weather material. The track is surfaced with all-weather material. The indoor facilities at Lantz Fieldhouse are surfaced with a “Mondo Super X” type

substance. Contestants will be permitted to wear spikes no longer than one-quarter inch (1/4”) or rubber-soled shoes.

2) Seeding for the High Jump for Saturdays State Finals will be achieved by using the finalists’ sectional performances (not by using the performances from the Thursday or Friday prelims).

3) **School Packets: State Final Qualifier Packet Pick-up Times:** IHSA Staff will be available during the following times for packet pick up. Class 2A and 3A teams who plan to attend the 1A state final must pick up their team packets (bib numbers are your only ticket for free access to O’Brien Field):

Wednesday: 4:00 p.m.—7:00 p.m. at the south ticket window on the west side of O’Brien Field

Thursday: 8:00 a.m.—6:00 p.m. at the south ticket window on the west side of O’Brien Field.

Friday: 7:00 a.m.—1:00 p.m. at the south ticket window on the west side of O’Brien Field. Unclaimed packets will be available at the north ticket window on the west side of O’Brien Field.

4) Relay Designation: The four (4) designated runners who will participate in the relay shall be designated when the relay team is called and reports to the Clerk of Course.

5) Thursday Practice and Warm-up at Eastern: Please refer to the State Final Instructions in the back of the School and Managers Manual for details. Schools shall observe any restricted areas that might already be prepared for use only during the State Final meet.

6) Awards Presentation: Immediately following the Finals in an event, competitors shall report to the award stand for the awards presentation in that event. Competitors also must be at the awards stand during this time for the Official Photograph of the event award winners.

N. Pole Vault Requirements

1) Contestant Weigh-In

a) **Sectional:** A weigh in will occur during the IHSA State Series, this will include all sectional meets. Each contestant in the pole vault shall be weighed on site in advance of the competition. Contestant shall weigh in wearing their school issued uniform, and any clothing in addition to the school issued uniform that will be worn while vaulting, i.e. shoes and helmet. The combined weight of the person, all clothing, shoes and helmet will be the “competitor’s weight” used to determine compliance with NFHS Rule 6-5 inclusive. Competitors must be weighed in prior to the start of the event. The “competitor’s weight” shall be listed on the flight card for pole vault. Judges shall check the manufacturer’s pole rating with the “competitor’s weight” prior to each vault.

b) **Pole Vault State Final:** Each contestant in the pole vault shall be weighed in advance of the competition in the prelims only. Contestants will not be weighed in on Saturday

of the state finals. Contestant shall weigh in wearing their school issued uniform, and any clothing in addition to the school issued uniform that will be worn while vaulting i.e. shoes and helmet. The combined weight of the person, all clothing, shoes and helmet will be the “competitor’s weight” used to determine compliance with NFHS Rule 6-5 inclusive. At the State Finals every pole vaulter will weigh in at the hospitality tent, located in the south east corner of O’Brien Field. The “competitor’s weight” shall be listed on the flight card for pole vault. Judges shall check the manufacturer’s pole rating with the “competitor’s weight” prior to each vault.

2) Pole Vault Coaches Area

a) **Sectional:** An area will be designated for pole vault coaches in close proximity to the event.

b) **State Final:** An area designated at the retaining fence on the east side of O’Brien Field near the respective landing pit(s) pole vault coaches competing in the respective flight/finals shall be designated at the retaining fence on the east side of the O’Brien Field near the respective landing pit(s).

Note: During the regular season coaches will be required to complete the Pole Vault weight verification card at all meets. Athletes will not be required to weigh in at these regular season meets, but the coach must verify that the athlete has been weighed and is using a legal pole as determined by the weight of the vaulter. This card can be found online at IHSA.org. A weigh in will occur during the IHSA State Series, this will include all sectional meets.

IX. TOURNAMENT POLICIES

A. Passes for the State Final Meet:

1) A contestant number will be issued to each competitor who qualifies for the State Final, and it will admit contestant to the facility.

2) Rules for Coaches Passes

a) Coach Names must be on the Staff Roster in their IHSA Schools Center

b) and Coaches must have a completed PES and Concussion Exam date listed in their IHSA Schools Center

c) and each school must indicate how each coach is certified to coach and select how they are certified to coach in each coaches IHSA Schools Center

Note: Only coaches who are listed on the On-line List of Participants will be issued a coaches pass according to this formula: 1-5 qualifiers, school receive two (2) coaches passes; 6-10 qualifiers, school receives three (3) coaches passes; 11-above qualifiers, school receives four (4) coaches passes.

3) A copy of the school’s On-Line List of Participants must be submitted to the IHSA Office prior to the Sectional seeding meeting. No more than four (4) Coach Passes will be issued to any school.

B. Mechanical Noisemakers:

All mechanical noisemaking devices shall be excluded from the facilities (this would include the vuvuzela, the horn common at World Cup soccer events).

C. Signs and Banners:

1) The display of signs, banners, placards or similar items at IHSA state series events is permitted, provided:

a) They are in good taste and reflect good sportsmanship in their message and use;

b) They reflect identification and encouragement to participants and their school/community;

c) They are not displayed on the field of play or in a manner which interferes with competition;

d) They do not obstruct the view of participants or spectators; and,

e) They are not safety hazards.

D. Damage to Property and Equipment:

If contestants or people from any school entered in a state series meet are found guilty of carelessness or maliciously breaking, damaging, or destroying property or equipment belonging to the host school, such school shall be held responsible for costs incurred in replacing or repairing such property or equipment.

E. State Final Practice:

1) On **Wednesday afternoon, 1A competitors** will be permitted to warm-up on the track from **4:00 p.m. until 7:00 p.m.**, and between **8:00 a.m. and 10:00 a.m.**, on **Thursday morning**. On **Thursday night** from approximately **5:00 p.m. until 7:00 p.m.** (approximately 30 minutes following the 1A meet), the track will be open for **2A and 3A competitors** for practice. On **Friday morning** the track will be open for **2A and 3A competitors** from **7:00 a.m. until 8:30 a.m.** On **Saturday morning** the track will be open from **7:00 a.m. until 8:45 a.m.** for warm-ups. The track will be cleared after these special warm-up times. Contestants shall not use the space inside O'Brien Field for warm-up or practice on the days of the **State Final** except at the above designated times. The track will be cleared promptly at 7:00 p.m. on Wednesday and Thursday after all special warm-up times.

NOTE: Schools may use the track and field facilities at O'Brien Field for practice and warm-up. These practice sessions are not the responsibility of the IHSA or of EIU. Athletes and coaches use the facilities to practice at their own risk. **Coaches will be responsible for the safety of their athletes/staff.** Coaches must be aware of the weather and react according to IHSA severe weather safety guidelines. (If it rains, go indoors!).

2) Contestants warming up at other than the above times during the meet may use the southeast area behind the tennis courts and the area behind the East bleachers or Lantz Field house, but shall not use unauthorized or **off limits** areas.

3) **Field Event Warm-up:** The Head Judge in each field event will conduct a maximum 15-minute warm-up prior to the beginning of competition in each flight in the field events. Competitors who report promptly to the Head Judge may participate in this warm-up. Exception: The discus competition will be permitted a 20-minute warm-up period.

F. Media Requirements:

1) **Provide Space:** Space shall be set aside to provide for news media representatives covering the state series whether they are from newspapers, radio stations, over-the-air television stations and/or cable television stations.

2) **Radio and TV Originators:** It is the responsibility of the local Manager to accept applications, approve requests to originate, collect proper rights fees payments (where required) and make cancellation refunds for television and/or radio play-by-play originations, according to the IHSA Television and/or IHSA Radio Broadcast Policy.

a) **Television Rights Fees** for all levels of competition below the State Final level shall be paid to the host school and shall become part of the revenue to be shared by the member school(s) and the Association according to the financial terms stipulated in these Terms and Conditions.

b) **Radio Broadcast Rights Fees** are not required for any level of competition in this series below the State Final. Local Managers shall permit radio play-by-play originations of the competition.

c) **Television and/or Radio Stations** which do not apply in advance, or which do not pay required rights fees prior to the start of competition in each respective level in this state series shall not be given credentials nor allowed access to the facility to originate. Sponsors of the originations for television and radio shall be only those so stipulated in the respective IHSA Television and Broadcast policies.

3) All media requirements for the State Final meet shall be handled through the IHSA Office.

4) Local tournament managers shall be responsible for reporting state series information and results to the IHSA Office and the news media as stipulated in printed instructions received from the IHSA Office.

G. Tobacco Products

The use of tobacco or liquid nicotine products in any competition area, either during a practice or while a contest is in progress, or affiliated property of any IHSA state series

contest by any coach, player, any other person connected with a team, or fan shall be prohibited. State series hosts are required to make all state series contest sites and any affiliated property, including parking lots, fan accommodation areas, and other school or event venue property, tobacco/liquid nicotine free zones on the date or dates of any IHSA event being held at the site.

H. Use of Inhalers

A student with asthma may possess and use his/her medication during an IHSA competition, while under the supervision of school personnel, provided the school meets the outlined procedures of self-administration in the Illinois School Code.

I. Alcoholic Beverages and IHSA State Series

The possession, distribution, sale and/or consumption of alcoholic beverages are prohibited at the site and on any affiliated property of any IHSA state series contest. State series hosts are required to make all state series contest sites and any affiliated property, including parking lots, fan accommodation areas, and other school or event venue property, alcohol free zones on the date or dates of any IHSA event being held at the site. Violation of this policy by an event host will subject the host to a penalty for violation of IHSA By-law 2.020. Such penalty may include but not necessarily be limited to prohibition against subsequent event hosting assignments. Violation of this policy by a non-hosting member school will subject the school to penalty for violation of IHSA By-law 2.020. Patrons of any IHSA state series contest determined to be in violation of this policy will be removed from the premise, and law enforcement officials will be called as warranted. No ticket refunds will be granted in such cases.

J. Prayer at IHSA State Series Contest:

Prayer at an IHSA event that takes place over the public address system is not allowed.

X. AWARDS

A. Sectional

1) **Individual:** At the Sectional meets, medals will be awarded to the first six (6) place winners in each individual event and relay event in both the Athletes without Disabilities Division and the Wheelchair Division.

2) **Team:** A plaque will be presented to the school winning the team championship at the Sectional meets.

3) **Duplicate Awards:** An order form for Duplicate Awards can be found in the Manual for Managers posted online through the IHSA Schools Center.

B. State Final

1) **Individual:** At the State Final meet, medallions will be awarded to the first nine (9) place winners in each individual event in both the Athletes without Disabilities and the Wheelchair Division and relay event. In case of ties, duplicate individual awards shall be presented.

a) State Final place winners are to appear at the awards stand and receive their medallions only in their school issued uniform or school issued warm-up suit.

b) In all events, individuals are required to report (and compete) to their event finals at the scheduled time, unless specifically excused by the IHSA Assistant Executive Director responsible for Track and Field.

2) **Team:** Trophies will be presented to the first, second and third place teams at the State Final meet. If the required criteria are met there will also be a Combined Team Championship. The Combined Team Championship (if conducted) will provide additional identical team trophies to the top three teams. Only schools entering a "Team" that has competed in a minimum of 6 contests will be awarded team points (no team points will be awarded to schools with only individual entries). Medallions will be presented to the State Final qualifiers from the first, second and third place teams. Eighteen (18) medallions will be provided to qualifying competitors, two (2) coaches, one (1) Superintendent, one (1) Principal and one (1) Athletic Director. In case of ties, duplicate team awards shall be presented. **Non-Competitor's medals are included with the competitors' medals at the time of the awards presentations. Administrator's medals will not be packaged in separate boxes as they were in the past. If you wish for your coaches and administrators to receive a team medal, then do not give them away to someone else. All medals you have to disperse will be hanging from the trophy at the trophy presentation.**

a) State Final place winners are to appear at the awards stand and receive their medallions only in their school issued uniform or school issued warm-up suit.

3) **Duplicate Awards for schools who are part of a Coop or have lost medallions or want to order more medallions:** Please use the form in your Manual for Schools.

XI. OFFICIALS

A. Appointment and Fees

1) **Sectional:** A minimum of (2) officials will be assigned to each Sectional Meet by the IHSA Office (Meet Referee, Starter). A third official (Assistant Starter) will be assigned if available. The Meet Referee, Starter and Assistant Starter for each sectional shall receive the following fees: Meet Referee \$84.00, Starter \$84.00, Asst. Starter \$68.25. Host schools must either provide shells for the starter or make arrangements to pay him/her for the shells he/she provides to start the sectional meet.

2) **State Final Meet:** Seven (7) officials will be assigned to the State Final Meet by the IHSA Office. The Field Referee, Meet Referee, Clerk of Course, the Class 1A, 2A and 3A Starters for the State Final meet shall receive a flat fee of \$408.00. The Assistant Starter shall receive a flat fee of \$312.00.

a) **Mileage Reimbursement Policy:** At sectional and state final meets the IHSA appointed officials will be paid mileage from the IHSA Office upon receipt of a mileage voucher submitted by said officials to the IHSA Office within 30 days of the contest. The IHSA appointed officials will receive 30 cents per mile for every mile over 70 miles for each round trip. Mileage vouchers can be printed from the IHSA Web Site through the IHSA Officials Center. The eligible officials are as follows: Sectional Meets-Referee, Starter and Assistant Starter. At the State Final meets-Meet Referee, Field Event Referee, Head Starters (3), Assistant Starter, Coordinator of Officials and Meet Manager. **Note:** Mileage is determined to and from the official's home to the site of the competition, unless prior approval has been given from the administrator in charge of the sport/activity.

b) **Mandatory Officials Meeting:** There will be a mandatory meeting for the Head State Finals Officials at 7:00 p.m. on Wednesday at the State Final site.

c) **Head Officials Housing:** The IHSA has a block of rooms set aside for the five (5) Head Officials (mentioned above) in the dorms. The IHSA Office will be direct billed from EIU Housing for rooms. Head officials who incur an overnight lodging expense to attend the mandatory officials meeting are entitled to up to three (3) nights of lodging. Head officials must notify Cheryl Lowery at the IHSA Office, upon receipt of their State Final Officials Contract whether or not they will require housing reservations.

3) **State Final Volunteer Officials:** Girls Meet dates: May 17-19; Boys Meet Dates: May 24-26.

Volunteers who are IHSA licensed officials at the State Meets: You must go online through the officials' center to indicating you want to volunteer, which day(s) and shirt size. You will not receive a form in the mail.

Volunteers who are non-licensed officials at the State Meets: All non-licensed officials who volunteered at last year's meet(s) will be sent an email in early January. If your email address has changed from last year, please notify Cheryl Lowery clowery@ihsa.org of your new email address.

People who have never volunteered at the State Track Meets: If you would like to volunteer this year at either the girls or boys state final, a Volunteer Registration form is available through the IHSA Girls and Boys Track Webpages, download and complete the form and email or fax it to Cheryl Lowery (clowery@ihsa.org).

4) **State Final Volunteer/Spectator Housing:** All persons who work the respective state final meets are responsible for their own housing. A listing of motels in the Charleston-Mattoon area can be found on the track and field page(s) in the IHSA Web Site at www.ihsa.org. In addition, Eastern Illinois University will make dormitory rooms available both weekends. Visit: <http://castle.eiu.edu/ihsa/> or Call EIU Housing at (217) 581-5111.

◆ **2018 Housing Costs – per person not per room (Tax included, Double room rates assume two people in the room):**

Residence Halls: Discounted room rate only applies to consecutive nights.

Double Room(s)

3 Nights: \$40.00 per person

2 Nights: \$30.00 per person

1 Night: \$20.00

Single Room(s)

3 Nights: \$65.00 per person

2 Nights: \$50.00 per person

1 Night: \$35.00 per person

◆ **Housing Check-In Location: Teams:** Lawson Hall; **Officials and Spectator Check-in:** Stevenson Hall

Lodging check-in begins at 3:00 p.m. on Wednesday and 11:00 a.m. on Thursday & Friday

5) Housing Check In Location

Team Check In: Lawson Hall

Officials and Spectator Check-in: Stevenson Hall



Track & Field Sectional Managers Information



- www.ihsa.org • kgarber@ihsa.org or clowery@ihsa.org
- Phone: 309-663-6377 • Fax: 309-663-7479 •

Girls & Boys Track & Field Sectional Managers:

The Illinois High School Association appreciates that your school is willing to host an IHSA Girls and/or Boys Sectional Track & Field Meet. You have been designated as the person who will serve as the local Meet Manager. The IHSA appreciates your help in conducting a successful Sectional Meet.

The Track Manager's Manual has been prepared for the Meet Manager to assist them in completing many responsibilities they have as a local sectional Meet Manager. They have a big job and we hope this manual will be helpful. Following the Sectional Meet, if managers have suggestions for improving the manual, please email your suggestions (kgarber@ihsa.org).

Sectional Dates, Times and Locations: All Sectional Hosts have been sent a request to host form requesting information regarding their Sectional. It is important for the data to be returned to IHSA to allow us to assign officials who are available on the date you have selected. It is important to stick with this date once the Officials Assignments have gone out. When you change a date, the officials may not be available to your site.

Sectional Officials: IHSA will assign the referee, starter and assistant starter (if available) at each sectional. They will be licensed officials from the Availability List compiled from the data obtained from licensed officials.

Volunteers: Item V-C-18 in the terms and conditions makes it clear that all participating schools must honor any requests made by the host school relative to securing adequate help in conducting the sectional track & field meets. The terms and conditions **require** that each school be prepared to provide one qualified volunteer at the request of the meet manager. I anticipate that participating schools will be happy to help make the meet a success by providing one qualified volunteer. I would like to be informed immediately of any school(s) that fail to meet this obligation when requested by the host management to do so.

List of Participants/Relay Cards: Sectional Managers are required to use the data provided to them from the IHSA Office. Please do not make a prior request for List of Participants and/or Relay Cards from schools assigned to your Sectional. Many errors have been caused because managers have made errors when retyping the information. IHSA will provide all information to you. The IHSA Office will release the List of Participants for the schools assigned to your sectional, no later than Monday @ 3:00 p.m. the day prior to the Seeding Meeting. IHSA is attempting to make this process as easy on our managers as possible. Each school's List of Participants becomes "Official" once the deadline expires Sunday midnight. This is the only list to be used in conducting the Sectional hosted by your school.

Seeding Meeting: It is no longer required that all coaches attend the sectional seeding meeting (it remains to be highly recommended) (T&C: V-B-2). Any school not in attendance should send to the host school documentation to support their entry times. The coaches in attendance have the right to ask any other coach to document when and where any entry time was achieved (T&C: V-C-13). Any coach who doesn't attend the seeding meeting will not be allowed to dispute/challenge seeding meeting results. It is important to seed all teams that submitted entries (through the online entry process). Any disputed, undocumented times would be seeded last. For the sake of the athletes, please do all you can to seed all official entries fairly.

Relay cards: Mandatory

Sectional Managers are reminded that they **must** prepare relay cards prior to the date of the sectional meet. Relay cards must be created using the information provided electronically from the IHSA Office. The relay cards can be as simple as a regular 8 1/2 x 11 sheet of paper, using your computer and printer. Create one sheet for each relay team showing the runners originally listed by the coach

from the Online List of Participants. Only these runners can be allowed to compete in that event for that team in Sectional Competition. **The relay cards must be provided to the Clerk of Course prior to the start competition. Remember, no substitutions or additions are allowed to be made to the original list of relay members at any time after the Sunday Midnight online deadline.**

Requesting to host a Saturday Sectional: We are allowing meets to be conducted on Wednesday-Friday of the Sectional week. Tournament Manager's must receive permission from Kraig Garber to allow Sectional meets to be held on a Saturday.

Conducting Pole Vault: If your site is not equipped to conduct Pole Vault, you should work with a nearby facility (IHSA Member School, Junior College, University, etc.) to conduct the event outdoors, unless weather becomes a factor. You may conduct the event the day before or earlier in the day at the alternate site. You must start the event at the alternate site at a time that will not interfere with the competitor's opportunity to compete in any other event at the Sectional Meet. Be sure to secure a licensed IHSA Track & Field Official (required of the Sectional host), and other personnel necessary to assist in the safe conduct of the event. Each competitor must be accompanied by a qualified coach (By-Law 2.070). All competitors in Pole Vault must weigh-in before they compete. Pole Vault Weight Verification Cards are included in this manual to use for the meet you are hosting.

Schools must use the pole vault box pad per NFHS Track & Field Rule 6-5-22 that meets the ASTM Standard F2949.

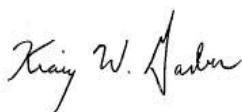
Internet Results Reporting: Each Sectional Tournament Manager/Computer Operator is required to email kgarber@ihsa.org the final .pdf of the complete set of results and upload the .pdf to the IHSA Schools Center and post your sectional Winner Report in the IHSA School Center. If you are designating someone to report your Winner Report, please add them as the tournament manager in the jobs area in their Staff Responsibilities. Each person on your staff should have been issued their own User ID and Password. There is no more sharing of passwords with the new Schools Center. Be sure to have someone on hand to enter the data on an event-by-event basis, being able to insert the last event as it happens, and then being able to transmit that data to the IHSA Office via the internet within one hour following the conclusion of your meet. Review procedures for this elsewhere in this manual. If you notice errors after the results have been posted, please contact Cheryl Lowery via phone (309) 663-6377; fax (309) 663-7479 or email (clowery@ihsa.org). Only those errors reported by Tuesday (prior to the State Final) at 8:00 a.m. will be corrected for the Friday Preliminary State Final Program.

Weather Conditions: Sectional host schools are selected on the basis of their all-weather facilities and their capability of completing a Sectional Meet no later than Saturday. Sectional Meets must be scheduled for Wednesday, Thursday or Friday night to allow for a "rain" date on Friday or Saturday. Unsafe weather conditions might make it necessary to suspend a Friday night Sectional Meet until Saturday. But remember, there is no guarantee the weather will be better the next day. It is the responsibility of the local Sectional Manager and Games Committee to make every effort to complete the Sectional Meet on the date scheduled. It may become necessary to suspend an event or the meet temporarily due to a severe storm or unusual weather conditions that cause competition to become hazardous. However, the competitors and coaches should be held at the site to wait for clearing of weather conditions. Since time is of the essence, suspended meets or events should be reconvened on the same day as soon as the safety of the competitors is assured.

Postponement of Sectional Meets: Before rescheduling a meet to finish on Saturday, the Meet Referee and Tournament Manager must be granted permission to do so from Kraig Garber, IHSA Assistant Executive Director for Track and Field (kgarber@ihsa.org).

Your cooperation and assistance in this important matter will be appreciated. My sincere best wishes to you for a successful Sectional Meet. Once again, thanks for hosting!

Sincerely,



Kraig Garber
Assistant Executive Director

719 SafetyMax+ Vault Box Insert

(Vault Box not included)



Padding meeting the ASTM Standard (F2949) shall be required for the purpose of risk minimization.

Schools interested in purchasing such padding are encouraged to contact Steve Lawrence, Regional Sales Representative, Aluminum Athletic Equipment Co., steve@aaesports.com, or call Steve at (cell) 815-685-9827.

Track & Field Sectional Manager's Checklist

Importance Of Complete And Accurate Reporting: It is so very important that information and reports from your Sectional meet are complete and accurate. Please check to see that reports include complete names of contestants and schools and that they are accurate. This will be a great help to us and we will appreciate your cooperation. **(no abbreviations of names and schools, please.)**

Checklist: To assist you in checking to see that responsibilities, information and reports of your Sectional meet are completed, please use the following checklist.

Prior to the Seeding Meeting

- () Prepare a copy of the seeding meeting agenda document located in this T&F Managers Manual to help you conduct a quality meeting.
- () Time and date of Seeding Meeting (**must be held on the Tuesday preceding your Wednesday, Thursday or Friday meet**) and information about local meet arrangements sent to all schools assigned to Sectional meet. Schools reminded that coaches attendance at the Seeding Meeting is NO LONGER MANDATORY (still highly recommended). **Seeding meetings shall not be held during school hours.** Coaches not in attendance should send the host manager documentation to support their entries. Coaches in attendance may choose to ask for any time or trial to be documented. If the submitting coach is not present and did not send the appropriate documentation, then the attending coaches may need to seed that athlete last. EVERY EFFORT MUST BE MADE TO SEED ALL ATHLETES FAIRLY.
- () Publicity: Contact local media regarding Sectional meet.
- () **Online List of Participants:** Each school assigned to a Sectional is required to complete their online List of Participants. It is recommended that all coaches print and take a copy to the Sectional Seeding Meeting, in case proof is required. Deadline for schools to submit the online List of Participants is Midnight Sunday, preceding the Sectional Seeding Meeting. A downloadable file including each schools' List of

Participants assigned to your sectional will be available to all Sectional Managers through the School's Center Web Site, between 3:00-4:00 p.m., on Monday, the day prior to the Sectional Seeding Meeting.

- () Crew of officials and workers for Sectional meet have been appointed and arrangements have been made with **Meet Referee** to have a pre-meet meeting with officials at least one hour prior to the beginning of the meet.

At the Seeding Meeting

- () **SEED ALL TEAMS THAT HAVE SUBMITTED ENTRIES (THROUGH THE ONLINE ENTRY PROCESS)!** This includes teams that do not have a coach present at the seeding meeting.
- () Make any necessary requests for volunteer officials of all participating schools as per terms and conditions item V-C-18. All participating schools are **REQUIRED** to provide at least one qualified volunteer to help conduct the sectional meet.

After the Seeding Meeting and Prior to the Sectional Meet

- () Heat sheets prepared, track marked and prepared for Sectional meet and all equipment is available and ready.

Before the Start of the Sectional Meet

- () Conduct the NFHS Rules/Sportsmanship meeting between referee, starter, coaches and captains 15 minutes prior to the start of the meet.

During the Sectional Meet

- () Do not release any time or place information to coaches, competitors or the media until the results are final.
- () Disqualified competitors must be listed as disqualified or DQ and no places, times or distances should be listed.

Immediately Following the Sectional Meet

- () Meet Referee reconciles all information included on **Report of Winners and Additional Qualifiers** immediately following Sectional meet.
- () **Filing Your Report on the Internet!**
Managers are required to post the Winner Report online through the Schools Center, using the instructions included in this manual. The report needs to be filed within one (1) hour following your meet. Including schools which do not show for competition who are on the List of Participant file sent from the IHSA Office. Keep in mind, some schools will withdraw after the sectional assignments have been posted and before the List of Participant deadline.

() **Upload the .pdf file of your complete results from your meet.**

() Email (kgarber@ihsa.org) and your Meet Referee a complete set of results.

() Financial Report must be completed on the IHSA Web site online through the Schools Center (Tournament Management Section), not later than ten days after your Sectional meet. This is an interactive form. Retain one copy for your files.

Keep the following Items with you after the meet in case of questions from the IHSA Office.

A Copy of the Internet Report of Winners and Additional Qualifiers

- Complete Name, Year in School, Town & School for all qualifiers for State Final
- Complete Information for Relay Teams qualifying for State Final
- Accurate F.A.T. Time, Distance or Height

Names of Schools Ineligible for Team Honors



Meet Referee's Duties Checklist Sectional Meet

Important Email and Cell Phone Numbers (In case of emergency):

Kraig Garber: email kgarber@ihsa.org

Geza Ehrentreu: 309-635-5711

Meet Referee: _____

Sectional Site: _____

_____ Girls Meet _____ Boys Meet Date: _____ # Lanes _____

_____ Class 1A: _____ Class 2A: _____ Class 3A: ___Y___N=Lights

Pre-Meet Duties

Inspect all track and field competition areas and event equipment. A copy of this completed form is to be forwarded to Kraig Garber following the event (kgarber@ihsa.org).

Pole Vault

Landing Pad ✓ 19'8" wide ✓ 20'2" deep ✓ 16'5" back of box ✓ Runway 130'	
Planting Box	<ul style="list-style-type: none"> The planting box shall not contain any foreign materials except planting box padding. Such padding, if used, shall meet the applicable ASTM Specification Standard Number, and can be incorporated into the design of the planting box or can be a padding addition to an existing planting box. NOTE: Padding meeting the ASTM Standard may be used.
Standards/Crossbar ✓ 13'8"-14'8" ✓ Bar 14'10" ✓ Up to 3"	
Surrounding area	<ul style="list-style-type: none"> Hard and unyielding surfaces must be padded to a minimum of 4 feet from the landing pad. Pad must be 2" thick.
Weigh-In of Athletes	
Coaching Box	
Pins	Up to 3" standard

Meet managers should use this checklist to inspect their tracks prior to their Sectional Seeding Meeting to avoid any last-minute delays and corrections to facilities before the date of the sectional meet. Meet Referees will also check facilities before allowing the meet to be conducted.

High Jump

Landing Pit ✓ 16' by 8'	
Standards/Crossbar ✓ 12' apart ✓ Bar- 12'-14'10"	
Surrounding Area	<ul style="list-style-type: none"> • Hard and unyielding surfaces must be padded to a minimum of 4 feet from the landing pad. Pad must be 2" thick.

Long Jump/Triple Jump

Landing Pit ✓ 9' by 15' ✓ Runway 130'	
Take Off Board/Length	
Equipment ✓ Rakes/Shovel ✓ Brooms	
Sand Level	<ul style="list-style-type: none"> • Must be the same level as runway or takeoff board
Surrounding Area	

Shot Put

Circle 7'	
Sector and Markings ✓ 34.92 Degrees See Appendix B in NFHS Rule Book	
Surrounding Area Check For Safety of Spectators	
Equipment	
Weight Implements ✓ 8.8 lbs. (4 kg.) – Girls ✓ 12 lbs. (5.443 kg.) – Boys	

Meet managers should use this checklist to inspect their tracks prior to their Sectional Seeding Meeting to avoid any last-minute delays and corrections to facilities before the date of the sectional meet. Meet Referees will also check facilities before allowing the meet to be conducted.

Discus Throw

Cage	
Circle 8'-2" ft.	
Sector and Markings ✓ 34.92 Degrees See Appendix B in NFHS Rule Book	
Surrounding Area Check For Safety of Spectators	
Weight Implements ✓ 2.20 lbs. (1 kg.) -- Girls ✓ 3.53 lbs. (1.6 kg.) -- Boys	

Running Track

Condition of Track Number of Lanes	
Starting Line Colors	<ul style="list-style-type: none"> • 1 Turn • 2 Turn • 3 Turn • 4 Turn
Exchange Zone Colors	<ul style="list-style-type: none"> • 4 x 100 • 4 x 200 • 4 x 400 • Flags and Judges
Break Lines	
Hurdle Colors	<ul style="list-style-type: none"> • 100 M. girls- • 110 M. boys- • Overall notes for Hurdles:
Starting Blocks	

Meet managers should use this checklist to inspect their tracks prior to their Sectional Seeding Meeting to avoid any last-minute delays and corrections to facilities before the date of the sectional meet. Meet Referees will also check facilities before allowing the meet to be conducted.

Running Track (continued)	
Starting Line ✓ Safety	
Finish Line ✓ Safety	
Surrounding Areas (Restricted Areas)	
Miscellaneous	

Meet Referee Post-Meet Responsibilities

Please complete the following before leaving the Sectional site:

- Sign-off on the complete Sectional Results
- Verify the complete Sectional result pdf file has been uploaded to the IHSA Schools Center as part of the Winner Report
- Have Meet Management email you and kgarber@ihsa.org the complete meet results pdf file before leaving the site (this helps IHSA verify any challenges made to results after the meet has concluded.)

Additional Comments:

THANK YOU FOR OFFICIATING AT THIS IMPORTANT SECTIONAL T&F MEET. PLEASE RETURN THE SURVEY ON THE SECTIONAL FACILITY UPON COMPLETION OF YOUR MEET TO:

IHSA
 ATTN: Kraig Garber
 2715 McGraw Drive
 BLOOMINGTON, IL 61704
 FAX: 309-663-7479
kgarber@ihsa.org

Meet managers should use this checklist to inspect their tracks prior to their Sectional Seeding Meeting to avoid any last-minute delays and corrections to facilities before the date of the sectional meet. Meet Referees will also check facilities before allowing the meet to be conducted.



IHSA Discus Instructions

1. We will be using the National Federation rules for this competition.
2. Safety is our first concern. No athlete may compete with blood on their uniform.
3. No warm ups are allowed without a coach or an official present.
4. No electronic devices are allowed in the competition area.
5. Competitors must wear their school issued uniform
6. The normal tie breaking procedures will be used for this event (NFHS Rule 6-2-19; 6-3).
7. You may enter the circle from either direction. You may exit and reenter the circle without penalty.
8. You must pause before you start your attempt.
9. No taping on any part of the hands or fingers will be permitted unless there is an open wound that must be protected by the tape. Gloves are not permitted.
10. During your attempt, you may not touch the top or outside of the ring. You may touch the inside of the ring.
11. The implement must land inside of the 34.92 degree sector lines. Landing on or outside of the sector lines will be a foul.
12. After the implement lands, you must exit out the rear half of circle. Please notice the side markers. Exiting on or in front of markers will be a foul.
13. You are allowed 60 seconds to attempt a throw after being called up (failing to meet the time limit is a foul).
14. You will have three attempts in the prelims. There are () flights. () will advance to finals and be given three more attempts.
15. If you want to intentionally foul, please step on the RING right away to indicate so.
16. Your call up order will be: Up, On Deck, On Hold, Then called up again. Your 60 seconds will start at that time. Please respond immediately to my calls.
17. Measurements will be to the nearest lesser 1 inch.
18. Your competition order will be: () Good Luck.

IHSA High Jump Instructions

1. We will be using the National Federation rules for this competition.
2. Safety is our first concern. No athlete may compete with blood on their uniform.
3. No warm ups are allowed without a coach or an official present.
4. No electronic devices are allowed in the competition area.
5. All competitors must wear their school issued uniform.
6. You will continue jumping until you have three (3) consecutive misses.
7. An unsuccessful attempt is when:
 - a. The bar is dislodged during an attempt
 - b. A jumper touches the ground or landing area beyond the plane of the bar or it's extension
 - c. All parts of the body must go over the bar
 - d. After a successful attempt a competitor falls and knocks over the standard.
 - e. The bar is hit and falls off at any time, in or out of the pit.
8. A jumper has 60 seconds to initiate a jump after being called - Three or fewer jumpers left = 3 minutes to jump - One jumper left = 5 minutes to jump (failing to meet the time limit is a foul).
9. The normal tie breaking procedures will be used for this event (NFHS Rule 6-3).
10. Measurements will be to the nearest lesser 1/4 inch.
11. After competition begins the bar shall not be lowered except to resolve a first place tie.
12. Reasonable time will be allowed to participate in another event. Competitors must check out with the head field event judge before leaving. Competitors will be encouraged to jump before they leave. The bar must be raised if an excessive amount of time passes.
13. Your call up order will be: Up, On Deck, On Hold, Then called up again. Your 60 seconds will start at that time. Please respond immediately to my calls.
14. The starting height for this meet is _____; the bar will be raised by _____ inches each time.
15. Your competition order will be: () Good luck.



IHSA Long Jump Instructions

1. We will be using the National Federation rules for this competition.
2. Safety is our first concern. No athlete may compete with blood on their uniform.
3. No warm ups are allowed without a coach or an official present.
4. No electronic devices are allowed in the competition area.
5. All competitors must wear their school issued uniform.
6. No marker may be placed on the runway.
7. During your attempt you may not touch beyond the foul line or its extension.
8. During your attempt, you must land within the pit.
9. Your head must stay in the superior position during your attempt (i.e. no somersault allowed).
10. After you land, you must exit out the pit beyond your mark. If you exit in front of your mark nearest the foul line, it will be a foul.
11. Measurements will be made to the nearest lesser 1/4 inch from the mark nearest the foul line.
12. Each jump will be measured perpendicular to the FOUL line or its extension.
13. A participant will have 60 seconds to attempt a jump after called up (failing to meet the time limit is a foul).
14. You will have three (3) attempts in the prelims. There are () flights. () will advance to the finals and be provided three more attempts.
15. Your call up order will be: Up, On Deck, On Hold, Then called up again. Your 60 seconds will start at that time. Please respond immediately to my calls.
16. In the finals the jumping order will be reversed with the best jumper jumping last.
17. The normal tie breaking procedures will be used (NFHS rule 6-2-19; 6-3)
18. Open Pit - Jumper may jump out of order BUT a STARTING and ENDING time MUST be declared. Finals must be in reverse order so there is no open pit in finals.
19. Reasonable time will be allowed to participate in another event. Competitors must check out with the head field event judge before leaving. Competitors will be encouraged to jump before they leave.
20. Your competition order will be: () Good luck.

IHSA Triple Jump Instructions

1. We will be using the National Federation rules for this competition.
2. Safety is our first concern. No athlete may compete with blood on their uniform.
3. No warm ups are allowed without a coach or an official present.
4. No electronic devices are allowed in the competition area.
5. All competitors must wear their school issued uniform.
6. No marker may be placed on the runway.
7. During your attempt you may not touch beyond foul line or its extension.
8. During your attempt, you must use the R, R, L or L, L, R pattern, and you must land within the pit.
9. Your head must stay in the superior position during your attempt (i.e. no somersault allowed).
10. After you land, you must exit out the pit beyond your mark. If you exit in front of your mark nearest the foul line, it will be a foul.
11. Measurements will be made to the nearest lesser 1/4 inch from the mark nearest the foul line.
12. Each jump will be measured perpendicular to the FOUL line or its extension.
13. A participant will have 60 seconds to attempt a jump after called up (failing to meet the time limit is a foul).
14. You will have three (3) attempts in the prelims. There are () flights. () will advance to the finals and be provided three more attempts.
15. Your call up order will be: Up, On Deck, On Hold, Then called up again. Your 60 seconds will start at that time. Please respond immediately to my calls.
16. In the finals the jumping order will be reversed, the best jumper jumping last.
17. The normal tie breaking procedures will be used (NFHS rule 6-2-19; 6-3)
18. Open Pit - Jumper may jump out of order BUT STARTING and ENDING time MUST be declared. Finals must be in reverse order so there is no open pit in finals.
19. Reasonable time will be allowed to participate in another event. Competitors must check out with the head field event judge before leaving. Competitors will be encouraged to jump before they leave.
20. Your competition order will be: () Good luck.



IHSA Pole Vault Instructions

1. We will be using the National Federation rules for this competition. Schools must use the pole vault box pad per NFHS Track & Field Rule 6-5-22 that meets the ASTM Standard F2949.
2. Safety is our first concern. No athlete may compete with blood on their uniform.
3. No warm ups are allowed without a coach or an official present.
4. No electronic devices are allowed in the competition area.
5. All competitors must wear their school issued uniform.
6. The manufacturers must include the pole rating on each pole; the pole rating must appear as a minimum of 3/4 inch in a contrasting color located within or above the top handhold position; also, a 1 inch circular band indicating the maximum top handhold position (as determined by the manufacturer) must also be present on each pole. No other method of marking max pole weight is allowed.
7. No marker may be placed on the runway.
8. You will continue jumping until you have three (3) consecutive misses.
9. A foul will be called if you touch the ground or landing area beyond the "0" plane of the box (or its extension) on an approach.
10. A foul will be called if during the vault you raise your top hand to a higher point on the pole or your lower hand is raised above your upper hand.
11. A foul will be called if the vaulter's feet leave the ground in an attempt and fails to clear the crossbar. However, if the approach is aborted and an attempt is not made (even if the vaulter's momentum cause his/her feet to leave the ground), it shall not be counted as a missed attempt.
12. A jumper has 60 seconds to initiate a jump after being called - With three or fewer jumpers left = 3 minutes to jump - With one jumper left = 5 minutes to jump (failing to meet the time limit is a foul).
13. Your call up order will be: Up, On Deck, On Hold, Then called up again. Your 60 seconds will start at that time. Please respond immediately to my calls.
14. Standards must be set between 18-31.5 inches (45.7-80 cm) beyond "0" plane
15. The normal tie breaking procedures will be used for this event (NFHS Rule 6-3).
16. The starting height for this meet is _____; the bar will be raised by _____ inches each time.
17. Measurements will be made to the nearest lesser 1/4 inch.
18. Your competition order will be: () Good luck.

IHSA Shot Put Instructions

1. We will be using the National Federation rules for this competition.
2. Safety is our first concern. No athlete may compete with blood on their uniform.
3. No warm ups are allowed without a coach or an official present.
4. No electronic devices are allowed in the competition area.
5. All competitors must wear their school issued uniform.
6. The normal tie breaking procedures will be used for this event (NFHS Rule 6-2-19; 6-3).
7. You may enter circle from either direction. You may exit and reenter the circle without penalty.
8. You must pause before you start your attempt.
9. No taping on any part of the hands or fingers will be permitted unless there is an open wound that must be protected by the tape. Gloves are not permitted.
10. Shot may not drop below or behind the shoulder during your attempt. Keep elbow up.
11. During your attempt, you may not touch the top or outside of ring. You may touch inside of the ring.
12. The implement must land inside of the 34.92 degree sector lines. On or outside of the sector will be a foul throw.
13. After the implement lands, you must exit out the rear half of circle after MARK is called. Please notice the side markers. Exiting on or in front of markers will be a foul.
14. You are allowed 60 seconds to attempt a throw after being called up (failing to meet the time limit is a foul).
15. You will have three attempts in the prelims. There are () flights. () will advance to finals and be given three more attempts.
16. If you want to intentionally foul, please step on RING right away to indicate so.
17. Your call up order will be: Up, On Deck, On Hold, Then called up again. Your 60 seconds will start at that time. Please respond immediately to my calls.
18. Measurements will be made to the nearest lesser 1/4 Inch.
19. Your competition order will be: () Good Luck.

Sectional Winner Report to be Entered on the IHSA Schools Center Web Site (www.ihsa.org/schoolscenter)

Sectional Managers are **required** to complete the Sectional Winner Report online **within one hour** after the conclusion of their meet. Each Sectional Meet Manager/Computer Operator is required to email kgarber@ihsa.org and your assigned Meet Referee the final .pdf of the complete set of results and upload the .pdf to the IHSA Schools Center and post your sectional Winner Report in the IHSA School Center.

Step-by-Step Instructions for completing your Sectional Winner Report.

If you will be using a “Tournament Manager” who isn’t the Principal, Official Representative or Athletic Director at your school, you must add the person to your schools staff and designate them as the Tournament Manager. You should also issue them their own User ID and Password for using the Schools Center.

1. Go to: www.ihsa.org
2. Click on Schools & Officials Center login
3. Enter your schools User ID number (5 digits, a letter followed by 4 numbers)
4. Enter your Athletic Director or Official Representative password.
5. Click on the respective Winner Report link
6. Complete the online form as prompted by the directions on the web page.
7. **Email a set of complete results to kgarber@ihsa.org and your assigned Meet Referee.**
8. **Upload.pdf file of the complete results (last page of the Winner Report)**

If you have to leave your computer while entering the Sectional Winner Report, please use the save button on the bottom of the page to save the information before leaving. The computer system will time-out if there is no activity. Your information could be lost and you’d have to start all over again. **To prevent this, save the page frequently.**

Note: If you notice errors on your Sectional Winner Report after it has been posted, please contact Cheryl Lowery at the IHSA Office by phone (309) 663-6377; fax (309) 663-7479 or email (clowery@ihsa.org) to report errors. This year, managers will be using names already supplied to them and drop-down menus will enable managers to select the proper person. This should help with spelling errors and save time when completing the Winner Report.

Managing Heat and Heat Illness

These guidelines represent minimum standards that IHSA member schools should follow for athletic competitions. Schools with more restrictive guidelines are not expected to modify any pre-existing guidelines in order to meet this policy. These guidelines will be used by managers or their designees at all IHSA state series events when the Wet Bulb Globe Temperature (WBGT) is above 80 degrees Fahrenheit. State series tournament managers will make the decisions to suspend and resume activity in accordance with these guidelines using those devices or systems usually used at the state series venue/site.

1. Thirty minutes prior to the start of an activity, and again 60 minutes after the start of the activity, temperature and humidity readings will be taken at the site of the activity. Using a Wet Bulb Globe Thermometer is recommended, although a conversion to WBGT can be made from air temperature and relative humidity using chart 2. Record the readings in writing and maintain the information in files of the tournament manager and/or host school administration. Tournament managers may designate someone other than themselves to take these readings.

Use the Table 1 (see below) with an on-site WBGT reading for appropriate exercise modifications during exercising in the heat:

Table 1

a. ≤79.9 degrees F

- i. All sports
 1. Provide ample amounts of water. This means that water should always be available and athletes should be able to take in as much water as they desire.
 2. Optional water breaks every 30 minutes for 10 minutes in duration. Coordinate breaks with assigned contest officials.
 3. Ice-down towels for cooling.
 4. Watch/monitor athletes carefully for necessary action.

b. 80.0-84.5 degrees F

- i. All sports
 1. Provide ample amounts of water. This means that water should always be available and athletes should be able to take in as much water as they desire.
 2. Optional water breaks every 30 minutes for 10 minutes in duration. Coordinate breaks with assigned contest officials.
 3. Provide cooling stations using methods such as ice towels.
 4. Watch/monitor athletes carefully for necessary action
- ii. Contact sports and activities with additional protective equipment (in addition to the above measures)
 1. Helmets and other possible equipment removed while not involved in contact.
- iii. Reduce time of outside activity. Consider postponing activity to later in the day.
- iv. Recheck air temperature and humidity every 30 minutes to monitor for increased heat conditions or sooner if personnel on the field suspects potential heat stress.

c. 84.6-87.5 degrees F

- i. All sports
 1. Provide ample amounts of water. This means that water should always be available and athletes should be able to take in as much water as they desire.
 2. Schedule at least 4 separate 4:00 breaks within each hour, or a 10:00 break every 30:00 of training or competition.
 3. Coordinate breaks with assigned contest officials.
 4. Have cooling stations for before, during, and after exercise/training/competition.
 5. Watch/monitor athletes carefully for necessary action
 6. Reduce time of outside activity as well as indoor activity if air conditioning is unavailable.
 7. Consider postponing activity to later in the day or another day (with approval from IHSA Administration)
 8. If practicing, maximum of 2 hours of training/practice while temperature is in this range.

- ii. Contact sports and activities with additional protective equipment (in addition to the above measures)
 - 1. Helmets and other possible equipment removed if not involved in activity or necessary for safety. If necessary for safety, suspend activity.
- iii. Recheck air temperature and humidity every 30 minutes to monitor for increased heat conditions.

d. 87.6-89.9 degrees F

- i. All sports
 - 1. Provide ample amounts of water. This means that water should always be available and athletes should be able to take in as much water as they desire.
 - 2. Schedule at least 4 separate 4:00 breaks within each hour, or a 10:00 break every 30:00 of training or competition.
 - 3. Coordinate breaks with assigned contest officials.
 - 4. Have cooling stations for before, during, and after exercise/training/competition.
 - 5. Watch/monitor athletes carefully for necessary action
 - 6. Reduce time of outside activity as well as indoor activity if air conditioning is unavailable.
 - 7. Consider postponing activity to later in the day or another day (with approval from IHSA Administration)
 - 8. If practicing, maximum of 1 hour of training/practice while temperature is in this range.
- ii. Contact sports and activities with additional protective equipment (in addition to the above measures)
 - 1. Helmets and other possible equipment removed if not involved in activity or necessary for safety. If necessary for safety, suspend activity.
- iii. Recheck air temperature and humidity every 30 minutes to monitor for increased heat conditions.

e. 90 degrees F

- i. All sports
 - 1. No training/competition
 - 2. Cancel and/or postpone activity to cooler time of the day

NOTE: While most attention will be given to outdoor sports in the fall and spring, indoor venues/facilities (gymnasiums, wrestling rooms, and swimming/diving facilities) that are not air conditioned should not be neglected for the purposes of this policy. Additionally, sometimes conditions will vary for different aspects of the same competition. For example, one part of a cross-country course may be hotter or more humid than other parts. The best course of action for managers is to take a WBGT reading at the place of the most severe conditions.

Table 2. Estimate WBGT from ambient temperature and relative humidity assuming full sun conditions

		Wet Bulb Globe Temperature (WBGT) from Temperature and Relative Humidity																															
		Temperature in Degrees Fahrenheit																															
		68.0	69.8	71.6	73.4	75.2	77.0	78.8	80.6	82.4	84.2	86.0	87.8	89.6	91.4	93.2	95.0	96.8	98.6	100.4	102.2	104.0	105.8	107.6	109.4	111.2	113.0	114.8	116.6	118.4	120.2	122.0	
Relative Humidity (%)	0	59.0	60.8	60.8	62.6	64.4	64.4	66.2	66.2	68.0	68.0	69.8	71.6	71.6	73.4	73.4	75.2	75.2	77.0	77.0	78.8	80.6	80.6	82.4	82.4	84.2	84.2	86.0	87.8	87.8	89.6	89.6	
	5	60.8	60.8	62.6	64.4	64.4	66.2	66.2	68.0	69.8	69.8	71.6	71.6	73.4	73.4	75.2	77.0	77.0	78.8	78.8	80.6	80.6	82.4	84.2	84.2	86.0	87.8	89.6	89.6	91.4	91.4	93.2	95.0
	10	60.8	62.6	62.6	64.4	66.2	66.2	68.0	69.8	69.8	71.6	73.4	73.4	75.2	77.0	77.0	78.8	80.6	80.6	82.4	84.2	84.2	86.0	87.8	89.6	89.6	91.4	93.2	95.0	96.8	96.8	98.6	98.6
	15	62.6	62.6	64.4	66.2	66.2	68.0	69.8	69.8	71.6	73.4	73.4	75.2	77.0	78.8	78.8	80.6	82.4	84.2	84.2	86.0	87.8	89.6	89.6	91.4	91.4	93.2	95.0	96.8	98.6	100.4	102.2	
	20	62.6	64.4	64.4	66.2	68.0	69.8	69.8	71.6	73.4	75.2	75.2	77.0	78.8	80.6	80.6	82.4	84.2	86.0	87.8	89.6	89.6	91.4	93.2	95.0	96.8	98.6	100.4	102.2				
	25	64.4	64.4	66.2	68.0	68.0	69.8	71.6	73.4	75.2	75.2	77.0	78.8	80.6	82.4	84.2	84.2	86.0	87.8	89.6	91.4	93.2	95.0	96.8	98.6	100.4	102.2						
	30	64.4	66.2	68.0	68.0	69.8	71.6	73.4	75.2	77.0	78.8	80.6	82.4	84.2	84.2	86.0	87.8	89.6	91.4	93.2	95.0	96.8	98.6	100.4									
	35	64.4	66.2	68.0	69.8	71.6	73.4	73.4	75.2	77.0	78.8	80.6	82.4	84.2	86.0	87.8	89.6	91.4	93.2	95.0	96.8	98.6	100.4	102.2									
	40	66.2	68.0	69.8	69.8	71.6	73.4	75.2	77.0	78.8	80.6	82.4	84.2	86.0	87.8	89.6	91.4	93.2	95.0	96.8	98.6	100.4	102.2										
	45	66.2	68.0	69.8	71.6	73.4	75.2	77.0	78.8	80.6	82.4	84.2	86.0	87.8	89.6	91.4	93.2	95.0	96.8	98.6	100.4												
	50	68.0	69.8	71.6	73.4	73.4	75.2	77.0	78.8	80.6	82.4	84.2	86.0	87.8	91.4	93.2	95.0	96.8	98.6	102.2													
	55	68.0	69.8	71.6	73.4	75.2	77.0	78.8	80.6	82.4	84.2	86.0	87.8	89.6	93.2	95.0	96.8	98.6	100.4														
	60	69.8	71.6	73.4	75.2	77.0	78.8	80.6	82.4	84.2	86.0	87.8	89.6	91.4	95.0	96.8	98.6	100.4															
	65	69.8	71.6	73.4	75.2	77.0	78.8	80.6	82.4	84.2	87.8	89.6	91.4	93.2	96.8	98.6	100.4																
	70	71.6	73.4	75.2	77.0	78.8	80.6	82.4	84.2	86.0	87.8	91.4	93.2	95.0	96.8	100.4	102.2																
	75	71.6	73.4	75.2	77.0	78.8	80.6	84.2	86.0	87.8	89.6	91.4	95.0	96.8	98.6	102.2																	
	80	73.4	75.2	77.0	78.8	80.6	82.4	84.2	86.0	89.6	91.4	93.2	96.8	98.6	100.4																		
85	73.4	75.2	77.0	78.8	82.4	84.2	86.0	87.8	89.6	93.2	95.0	98.6	100.4	102.2																			
90	75.2	77.0	78.8	80.6	82.4	84.2	87.8	89.6	91.4	95.0	96.8	98.6	102.2																				
95	75.2	77.0	78.8	80.6	84.2	86.0	87.8	91.4	93.2	95.0	98.6	100.4																					
100	75.2	78.8	80.6	82.4	84.2	87.8	89.6	91.4	95.0	96.8	100.4	102.2																					

NOTE: This table is compiled from an approximat formula which only depends on temperature and humidity. The formula is valid for full sunshine and a light wind. Table adapted from Bureau of Meteorology

Cooling Methods Due to Heat Related Illness

Exertional heat stroke (EHS) is relatively uncommon among exercise associated medical conditions, but is a frequent cause of exercise related death. The majority of evidence shows that early institution of body cooling is the most effective method of decreasing mortality in EHS. The following contains recommendations regarding the methods of body cooling, including tubs, ice bags, iced towels (towels with water that have been frozen) water, fans, and shade. The recommendations are classified as essential (foundational to the implementation of treatment, should have resources and personnel directed towards implementation), and desirable (important in maximal implementation, should have resources and personnel directed towards implementation as budget and resources allow). The recommendations are only guidelines, are not intended as a standard of care, and should not be considered as such. These guidelines should only be considered in the care of athletes who can be expected to be at risk of EHS due to the sport or the environmental situation of the activity. Sports especially at risk include football with and without equipment, soccer, and long distance track. Other sports and activities, such as cycling, golf, baseball, tennis, track and field, and band, may also be at risk due to long duration exposure to extreme environmental conditions.

It is essential that member schools and school administrators/officials:

- Establish a written plan coordinated with local EMS for emergency treatment of EHS that includes transport to a hospital and conduct drills in the implementation of the plan as practicable.
- Know how to assess environmental conditions and determine when extreme conditions exist.
- Identify a specific spot at the athletic facility that has shade.
- Have immediate access to ice and bags to contain ice.
- Have access to water, and provide water breaks as outlined in the IHSA Managing Heat and Humidity Policy.
- Know the most effective sites for application of ice to the body.
- Obtain and use, when environmental conditions are determined to be extreme, a tub or pool, filled with water and ice before activity begins, to be used in body immersion for maximal cooling, and have personnel trained in this technique.

It is desirable that member schools and school administrators/officials:

- Have a certified athletic trainer (ATC) on staff, as budget and resources allow, to develop and implement these guidelines.
- Have immediate access to water.
- Provide shade breaks.
- Provide fans when environmental conditions are determined to be extreme.
- Have close access to an air conditioned room.
- Have access to and use iced towels that can be rotated to appropriate areas of the body, including the axilla, groin, and back of the neck.

Resources

1. *Procedure for Avoiding Heat Injury/Illness through Analysis of Heat Index and Restructuring of Activities and Recommendations for Cooling Methods Due to Heat Related Illness.* Kentucky Medical Association/Kentucky High School Athletic Association. 2010.
2. Binkley HM et al. NATA Position statement: *Exertional heat illness.* J Ath Training 2002; 37: 329-343.
3. Casa DJ et al. *Survival strategy: Acute treatment of exertional heat stroke.* J Strength Conditioning Res 2006; 20: 462.
4. Armstrong LE et al. *ACSM position stand: Exertional heat illness during training and competition.* Med Sci Sports Exerc 2007; 41: 556-572.
5. *Model Policy for Managing Heat & Humidity.* Michigan High School Athletic Association. 2013.

IHSA Severe Weather Safety Guidelines

To be used during any IHSA state series contest

When thunder is heard, or a cloud-to-ground lightning bolt is seen, the thunderstorm is close enough to strike your location with lightning. Take shelter immediately.

Lightning is one of the most consistent and underrated causes of weather-related deaths or injury in the United States. Nearly all lightning-related injuries occur between the months of May and September and between the hours of 10:00 a.m. and 7:00 p.m. Therefore, the greatest concern for injuries in an outdoor contest appears to be during that time, though it can happen any time of year.

It is essential that local managers, competing schools, and contest officials establish dialogue in advance of contests or events to ensure that all involved are aware of what the plan will be in determining whether or when to suspend play. Local managers are encouraged to share their plan with competing schools and assigned contest officials *prior to the start of the tournament/event*.

Advance Planning:

Local Managers should have a documented plan in place, designated people who are responsible for monitoring the weather and a qualified person (typically a trained manager and/or officials) to make the decision to suspend play. In state series competitions, the local tournament manager or official(s), if assigned, can make the decision to suspend play.

Monitoring Weather:

Local Managers during the contest should be aware of any potential thunderstorms that may form during the competition; if an evacuation is needed, managers should also know how long it would take teams to get to their safest location. Monitoring the weather with a weather alert radio, or with lightning detection systems, or any other available means, is recommended.

If competing schools have portable devices they will be bringing to a contest/event and/or have specific policy or directions from their administration that they must follow, the school must communicate those to the tournament manager. Tournament managers must know the policies of each school assigned to their tournament or event prior to its start.

Lightning Awareness

Generally speaking, it is felt that anytime a cloud-to-ground strike of lightning can be seen, or thunder heard, risk is already present. It is time to seek shelter.

Criteria for Suspending Play

If the local management does not have commercial weather warning equipment at the site or an efficient method of making an accurate, timely decision on location, listening for thunder is the best way to mitigate the danger. If thunder is heard, or lightning is seen hitting the ground, the thunderstorm is close enough to strike in your location. According to the National Weather Service, lightning can strike 10 miles away from the parent thunderstorm. When thunder roars, go indoors! It is important that local manager monitor not only how far away the lightning is but also how fast it is approaching. Thunderstorms can form and move quickly and danger can arrive quickly.

Either tournament/event management or assigned contest officials have the authority to suspend or cancel interscholastic contests. It is recommended that those groups work together in making such determination and use any and all available information in doing so. Participating schools with concerns at particular events should direct those to tournament/event management or assigned contest officials.

The following guidelines should be followed in determining when to suspend an event:

1. Anytime a cloud-to-ground strike of lightning can be seen, or thunder heard, risk is present, and a contest should be suspended. At that point, the 30 minute rule for resumption should go into effect.
NOTE: *Due to the layout of some outdoor facilities, contest officials or tournament managers may not be able to see lightning actually "strike the ground." However, whenever lightning is seen moving out of clouds towards the ground, it can be assumed that the lightning is, in fact, striking the ground somewhere, and, as a result, the contest should be suspended.*
2. If lightning or thunder is not present but the weather is starting to become ominous, tournament management and/or contest officials should use all available information to determine if and when a contest should be suspended. Care for both participants and spectators should be taken into account at this point. If in doubt, contest officials or tournament managers are encouraged to exercise caution and suspend play. At such a point, tournament officials should be ready to implement their emergency plans. However, competing schools who pull their teams or athletes off a field of competition prior to a contest or event's suspension do so at the risk of forfeiture or disqualification from the game or event.
3. Suspended contests or events should be resumed at a time when the weather and/or field conditions allow for resumption.

Evacuation Plan

Safe Areas: All personnel, athletes and spectators should be clearly informed of available safe structures or shelters in the event a thunderstorm approaches. A safe structure is any fully enclosed building frequently used by people. In absence of that – athletes and spectators should go to any vehicle with a hard metal roof. Roll up the windows and do not touch the sides of the vehicle. If no safe structure or vehicle is available, find a thick grove of small trees surrounded by taller trees or a dry ditch. Assume a crouched position on the ground with only the balls of your feet touching the ground. Wrap your arms around your knees and lower your head. Minimize contact to the ground since lightning often travels through the ground.

Avoid: Tall trees or objects like light poles or flagpoles, individual trees, standing pools of water and open fields. Also avoid being the highest object on the field. Do not take shelter under trees. Avoid bathrooms if another building is available, and do not use a land-line telephone. A cellular phone or portable phone is a safe alternative if in a secure shelter or vehicle.

Resuming Activity

The NSSL (National Severe Storms Laboratory) recommends that everyone should wait at least 30 minutes after the last flash of lightning or sound of thunder before returning to the field or activity.

IHSA Protocol for Implementation of NFHS Sports Playing Rule for Concussions

“Any athlete who exhibits signs, symptoms, or behaviors consistent with a concussion (such as loss of consciousness, headache, dizziness, confusion, or balance problems) shall be immediately removed from the contest and shall not return to play until cleared by an appropriate health care professional.”

The above language, which first appeared in all National Federation sports rule books for the 2010-11 school term, reflects a strengthening of rules regarding the safety of athletes suspected of having a concussion, but not a revision in primary responsibilities in these areas. Previous rules required officials to remove any athlete from play who was “unconscious or apparently unconscious.” This revised language reflects an increasing focus on safety, given that the vast majority of concussions do not involve a loss of consciousness. However, the revised language does not create a duty that officials are expected to perform a medical diagnosis. The change in rule simply calls for officials to be cognizant of athletes who display signs, symptoms, or behaviors of a concussion from the lists below and remove them from play.

NOTE: The persons who should be alert for such signs, symptoms, or behaviors consistent with a concussion in an athlete include appropriate health-care professionals, coaches, officials, parents, teammates, and, if conscious, the athlete him/herself.

Definition of a Concussion

A concussion is a traumatic brain injury that interferes with normal brain function. An athlete does not have to lose consciousness (be “knocked out”) to have suffered a concussion.

Behavior or signs observed indicative of a possible concussion

- Loss of consciousness
- Appears dazed or stunned
- Appears confused
- Forgets plays
- Unsure of game, score, or opponent
- Moves clumsily
- Answers questions slowly
- Shows behavior or personality changes
- Can't recall events prior to or after the injury

Symptoms reported by a player indicative of a possible concussion

- Headache
- Nausea
- Balance problems or dizziness
- Double or fuzzy vision
- Sensitivity to light or noise
- Feeling sluggish
- Feeling foggy or groggy
- Concentration or memory problems
- Confusion

This protocol is intended to provide the mechanics to follow during the course of contests/matches/events when an athlete sustains an apparent concussion. In accordance with the Youth Sports Concussion Safety Act, appropriate health care professionals are defined as: physicians licensed to practice medicine in all its branches in Illinois, certified athletic trainers, advanced practice nurses (APN) and physician assistants (PA).

1. During the pre-game conference of coaches and officials, the official shall remind the head coaches that a school-approved appropriate health care professional (who meets the description above) will need to clear for return to play any athlete removed from a contest for an apparent head injury.
2. The officials will have no role in determining concussion other than the obvious situation where a player is unconscious or apparently unconscious as is provided for under the previous rule. Officials will merely point out to a coach that a player is apparently injured and advise the coach that the player should be examined by the school-approved health care provider.
3. If it is confirmed by the school's approved health care professional that the student did not sustain a concussion, the head coach may so advise the officials during an appropriate stoppage of play and the athlete may re-enter competition pursuant to the contest rules.
4. Otherwise, if an athlete cannot be cleared to return to play by a school-approved health care professional as defined in this protocol, that athlete may not be returned to competition that day and is then subject to his or her school's Return to Play (RTP) protocols before the student-athlete can return to practice or competition.
5. Following the contest, a Special Report shall be filed by the contest official(s) with the IHSA Office through the Officials Center.
6. In cases where an assigned IHSA state finals event medical professional is present, his/her decision to not allow an athlete to return to competition may not be over-ruled.

Additional information regarding concussion has been made available to IHSA member schools and licensed officials and can be accessed on the IHSA Sports Medicine website at <http://www.ihsa.org/Resources/SportsMedicine.aspx>.

ILLINOIS HIGH SCHOOL ASSOCIATION

2715 McGraw Drive • Bloomington, IL 61704

• www.ihsa.org • Phone: 309-663-6377 • Fax: 309-663-7479 •

Concussion Information

Return to Play (RTP) and Return to Learn (RTL)

Background: With the start of the 2010-11 school term, the National Federation of State High School Associations (NFHS) implemented a new national playing rule regarding potential head injuries. The rule requires “any player who exhibits signs, symptoms, or behaviors consistent with a concussion (such as loss of consciousness, headache, dizziness, confusion, or balance problems) shall be immediately removed from the game and shall not return to play until cleared by an appropriate health care professional.” In applying that rule in Illinois, it has been determined that only certified athletic trainers, advanced practice nurses (APN), physician’s assistants (PA) and physicians licensed to practice medicine in all its branches in Illinois can clear an athlete to return to play the day of a contest in which the athlete has been removed from the contest for a possible head injury.

In 2015, the Illinois General Assembly passed the Youth Sports Concussion Safety Act, and this legislation, among other items, required schools to develop Concussion Oversight Teams and create Return to Play (RTP) and Return to Learn (RTL) protocols that student-athletes must meet prior to their full return to athletic or classroom activity

Mandatory Concussion Education

Required concussion education for all athletic coaches and marching band directors is another component of the Youth Sports Concussion Safety Act passed by the Illinois General Assembly in the fall of 2015.

The IHSA program includes two video presentations and other supplementary materials that ALL high school athletic coaches, marching band directors, and Concussion Oversight Team members need to review prior to taking a required exam over the curriculum. Individuals will be required to demonstrate proficiency on the exam by scoring at least 80% in order to serve as an athletic coach or marching band director at an IHSA member school.

The program offers training in the subject matter of concussions, including evaluation, prevention, symptoms, risks, and long-term effects. Coaches will be able to access the program after logging into the IHSA Schools Center and clicking on the “CON” tab, which will be located under the ‘Departments’ heading on the Schools Center homepage.

For more information on the Youth Sports Concussion Safety Act, including specific requirements of the law and other concussion education providers besides IHSA, individuals can access Sports Medicine resources on the IHSA website at <http://www.ihsa.org/Resources/SportsMedicine.aspx>.

For those first adopters of this training, new curriculum from the IHSA/IESA is expected to be released in March of 2018 so those whose training will expire in 2018 will be able to remain in compliance with the law.



Unmanned Aerial Vehicle (Drone) Policy

For IHSA Tournaments

Effective February 18, 2015

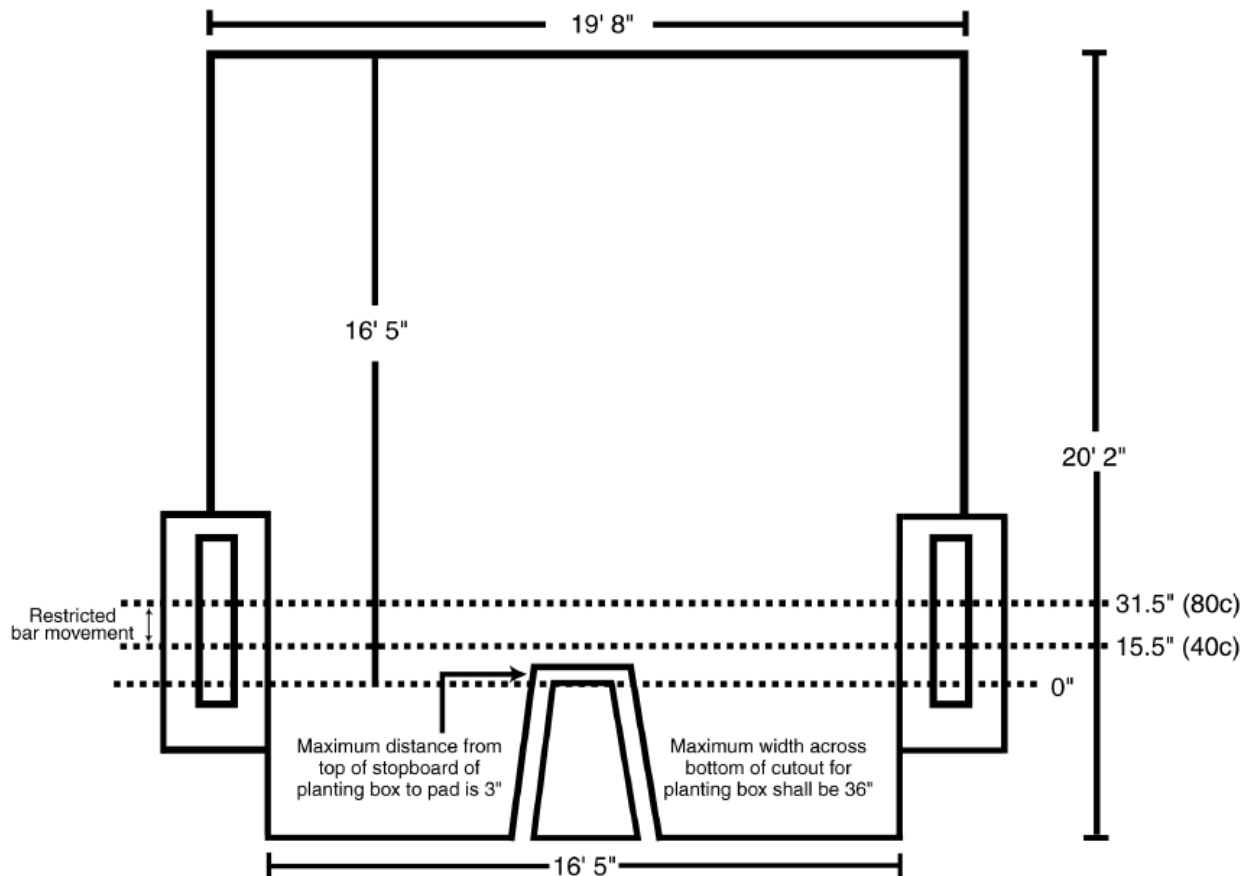
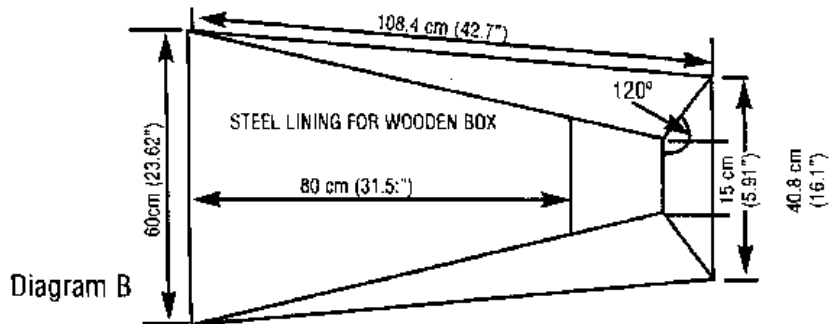
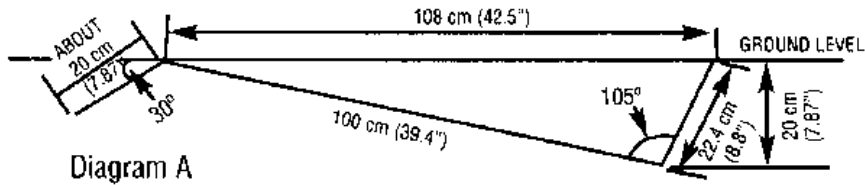
The use of unmanned aerial vehicles (“UAV”), also known as drones, is prohibited for any purpose by any persons at IHSA tournament venues. Tournament management shall refuse admission or entry to anyone attempting to use a UAV; and if necessary, tournament management shall remove anyone attempting to use a UAV and/or confiscate the UAV until the event has been completed.

For purposes of this policy, a UAV is any aircraft without a human pilot aboard the device.

An exception to this policy may be made in specific cases for IHSA broadcast partners, provided the management of the tournament facility permits the presence of UAVs for broadcast purposes under the control of the IHSA.

Pole Vault Pit Specifications

NOTE: Must use the Pole Vault Box Pad as per NFHS Track & Field Rule 6-5-22 that meets the ASTM Standard F2949.

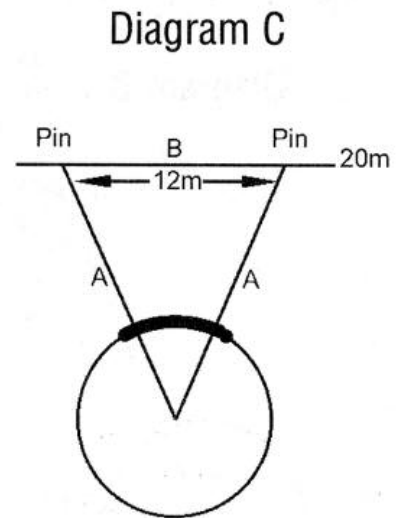
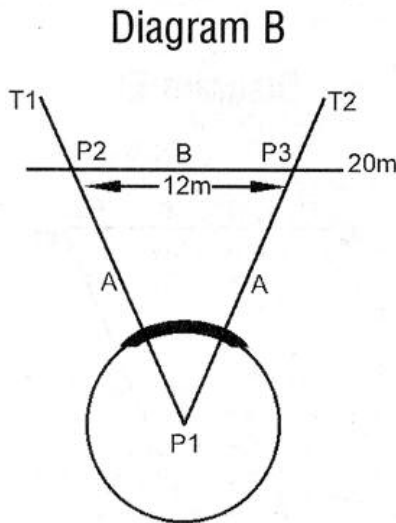
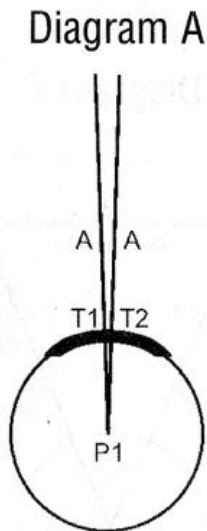


Appendix B—34.92-Degree Throwing Sector Set-up

The 34.92 degree throwing sector is an isosceles triangle having two equal sides, with the base of the triangle always being .6 of the length of either side. The sector may be prepared by using three tapes and three people or one tape, two people and stakes to clearly designate measurements.

3-3 System: Example Shot Put

1. Measure out from center of the circle with two tapes. (Diagram A)
2. Pull two tapes tight and then separate them by 12 meters at the 20 meter mark on each tape. (Diagram B)
3. One person holds the two tapes which will locate the sector lines in the center of the circle. (Diagram B)
4. Second person pulls tight on one of the sector line tapes and holds the zero mark of the cross measuring tape at the 20-meter mark. (Diagram B)
5. Third person pulls tight on the other sector line tape and holds the 12-meter mark of the cross measuring tape at the 20-meter mark. (Diagram B)
6. Sector lines are centered on the stopboard and permanent pins or stakes are placed at the ends of sector lines. (Sector lines can be extended if longer throws are anticipated.) (Diagram C)



A=Sector line B=Cross measurement P=Person T=Tape

Sectors for the discus and hammer are set up in a similar manner, keeping the ratio of cross measurement length to sector line length at 0.6. For example, one might use sector lines of 60 meters and a cross measurement of 36 meters for the discus and 70 meters and 42 meters for the cross measurement for the hammer.



SAFETY GUIDELINES FOR THE THROWING EVENTS

When managing a track and field meet, there are many safety precautions that should be considered prior to the meet taking place. One area of particular concern is that of the throwing events. Listed below are safety precautions that should be addressed for spectators, coaches & participants, and officials before/during warm-ups and the actual throwing competition.

Spectators, Coaches, & Media

- Before the Event
 - Establish a spectator/coach/Media boundary line or barricade that is clearly behind the throwing sector and cage. Post signs that direct spectators/coaches to stay behind the line or barricade at all times.
 - Check to make sure that the throwing cage provides a safe barrier and that any cage doors are set.
 - Establish boundary lines or barricades well beyond all sides of the throwing sector to prevent wandering spectators/coaches/participants/media from entering the throwing sector. Post signs that warn spectators/coaches/participants/media to stay out of the throwing sector area.
 - Before warm-ups begin, ask the head official or other designee to identify expectations for safe event spectating and coaching.
- During Warm-ups and Throwing Competition
 - Ensure that the officiating crew/volunteers or designee for event supervision know to keep event spectators/coaches behind the spectator/coach/media boundary line or barricade at all times.

Event Participants

- Before the Event
 - Establish an event participant viewing area that is clearly behind the throwing sector and cage. Post signs that direct event participants to stay within the designated viewing area unless it is their turn to enter the throwing cage to warm up or throw in competition.
 - Ensure throwing circles are dry and clear of objects.
- During Warm-ups and Throwing Competition
 - Establish the expectation that only one thrower may be in the throwing cage at a time.
 - Establish the expectation that throwers must not throw towards anyone.
 - Establish the expectation that during warm-ups, they should not collect their implements until everyone has thrown, and then collect together.
 - During competition, throwers may collect their implement between throws. The next thrower may not enter the throwing circle until directed by the event official (after the prior thrower has collected his/her implement and is back in the event participant viewing area).

Officials

- Before the Event
 - The head official should meet with his/her crew to review safety protocols for spectators, coaches, media, participants, and officials to ensure that everyone is on the same page.
 - Before warm-ups, the head official should convey to participants his/her safety expectations during warm-ups and competition.
- During Warm-ups and Throwing Competition
 - It is recommended that all officials and volunteers remain behind the cage and throwing sector.
 - The head official or his/her designee should monitor the warm-ups to ensure that participants are abiding by the safety protocols.
 - The head official or his/her designee should ensure that the spectators, coaches, and media are abiding by the safety protocols.
 - If/When officials and event volunteers are in the throwing sector during warm-ups or competition, they should always face the throwing cage.
 - Prior to a throw during warm-ups or competition, one official/volunteer in the throwing sector should be designated to verbalize or signal to any other official/volunteer in the throwing sector that a thrower is in the circle.
 -

Thank you for your attention to this matter.

Kraig Garber
Assistant Executive Director, IHSA

Do What's Right!

Sportsmanship

DWR! EXPECTATIONS

- ❖ *Represent their school and community favorably through positive interaction with opposing fans and players before, during, and after the competition.*
- ❖ *Use positive yells, chants, songs or gestures.*
- ❖ *Display modesty in victory and graciousness in defeat.*
- ❖ *Respect and acknowledge the integrity and judgment of officials.*
- ❖ *Exhibit positive behavior in both personal interaction and social media comments.*

Acceptable Behavior...

- During the National Anthem, students, participants and fans should remove any hats, face the flag, not talk, place the right hand on the heart, and remain still until the end of the anthem.
- Applause during introduction of players, coaches and officials.
- Players shaking hands with opponents while both sets of fans recognize player's performance with applause.
- Accept all decisions of the game officials.
- Spirit Participants lead fans in positive support.
- Handshakes between participants and coaches at the end of contests, regardless of the outcome.
- Treat competition as a game, not a war.
- Coaches/players search out opposing participants to recognize them for outstanding performance or coaching.
- Applause at the end of the contest for performance of all participants.
- Everyone showing concern for an injured player, regardless of the team.
- Encourage surrounding people to display sportsmanlike conduct.

Unacceptable Behavior...

- Disrespectful or derogatory yells, chants, songs or gestures.
- Booing or heckling an official's decision.
- Criticizing officials in any way; displays of temper with an official's call.
- Yells that antagonize opponents.
- Refusing to shake hands or give recognition for good performances.
- Blaming the loss of the game on officials, coaches or participants.
- Laughing or name calling to distract an opponent.
- Use of profanity or displays of anger that draw attention away from the game.
- Doing own yells instead of following the lead of spirit participants.



SCHOOL'S RESPONSIBILITY TO AN OFFICIAL PRIOR TO THE SEASON

1. Send a reminder card or email to the officials after you have them scheduled.
2. Reminder should include date of contest, time, level, location and sport.

Even though many schools and conferences have assignment chairpersons, sending a reminder is highly recommended. When an official does not show, people in your community won't know who the assignment chairperson is, but they do know the athletic director. **Avoid embarrassment.**

3. Have a standard wage scale set for your different sports and levels and a method in place to raise the pay periodically.
4. If possible, let the working officials know who their partner(s) will be.
5. Hire police and security along with medical assistant or athletic trainer coverage for events whenever possible.
6. Set a policy with your school board on fan, coach and player behavior.
7. Make sure all officials have a contract that is signed by your school—preferably by the principal or IHSA Official Representative.

SCHOOL'S RESPONSIBILITY TO AN OFFICIAL PRIOR TO THE CONTEST

1. Prior to the contest, provide the officials with directions and inform them of any special activities that might be occurring (i.e., Homecoming, Senior Night, etc.)
2. Give the official a number they can call in case of an emergency or postponement due to weather.
3. Have competent workers assigned at all contests (scorers, announcers, chain crew, etc.). These people are of great assistance to the official during the contest.
4. Have a host assigned to meet the officials as they arrive. The host should do the following for the officials:
 - A) Provide a reserved parking space.
 - B) Meet officials and take them to the dressing room.
 - C) Have refreshments available for halftime and postgame.
 - D) Ask for any additional needs.
 - E) Introduce the officials to those game workers pertinent to the contest (i.e., scorer, announcer, chain gang, etc.).
 - F) Get the proper pronunciation of officials' names so they are correct when given by the public address announcer.
5. Athletic director should discuss with the officials any special events, conference rules, national anthem time, etc. that would affect the game.
6. Provide the officials with the name of the adult supervisor for that contest and where that person can be found in the event a challenging situation should occur.
7. Make officials aware of location of an athletic trainer or other first responders during the contest. Have a doctor on site when possible (especially at football contests).
8. Make sure all bench personnel are properly attired.
9. Do a check on game scoreboards and lighting systems prior to the game or contest.
10. Make sure the playing area is properly marked and meets National Federation guidelines for that contest.
11. Provide appropriate secured dressing area and hot water showering facilities.



SCHOOL'S RESPONSIBILITY TO AN OFFICIAL DURING THE CONTEST

1. Insist coaches display good sportsmanship and are proper examples for your players and crowd.
2. Have your public address announcer or cheerleader read the IHSA sportsmanship statement and remain unbiased during contest.
3. Make sure the event supervisor understands the duties and responsibilities pertinent to that contest.
4. Make sure the playing area is maintained during halftime of each contest. For wrestling, make sure the mat is properly cleaned and washed.
5. Help with adverse weather conditions; monitor accordingly.
6. Make sure proper crowd control is visible and in place. Good administrative control can prevent difficult situations.
7. Observe the crowd during the contest and prevent any disturbances that may occur.
8. Work with the official during the game regarding crowd control.
9. Retrieve the game ball at the end of the contest.
10. Escort the officials back to the dressing room at halftime and at the conclusion of the contest.

SCHOOL'S RESPONSIBILITY TO AN OFFICIAL AFTER THE CONTEST

1. Escort the officials safely back to the dressing room and parking lot.
2. Do not allow unauthorized persons in the dressing room after the game. This includes coaches.
3. Have refreshments available for the officials after the contest.
4. Be sure to thank the officials for their time and effort, regardless of the outcome of the game.
5. Make sure arrangements for paying the officials have been completed. It is preferable to pay the official the day of contest.
6. Ensure that officials are not confronted by anyone after the contest.



USING HY-TEK OR SYDEX SOFTWARE TO ORGANIZE YOUR IHSA SECTIONAL MEET

Install the meet management program you plan to use; SYDEX or HY-TEK, by following the start up instructions supplied with the program. If the program is an older version it may be beneficial to contact the program website or call for any upgrades that will assist in the operation of the specific program:

SYDEX (www.sydexsports.com, phone 800.733.4023)

HY-TEK (<http://www.hy-tekld.com/track-and-field-software.html>, phone 866.456.5111)

PRE-MEET SET-UP:

Both programs work very similar once loaded and running.

Hy-Tek:

- ❖ Open a new database; name your meet
- ❖ Set-up your meet (you can use all or some of the following preferences to customize your meet as you wish, * minimally)
 1. *Athlete/Relay Preferences
 2. *Seeding preferences
 3. Report preferences
 4. *Entry/Scoring preferences
 5. Division/Region Name(s)
 6. Language preferences
 7. Options
 8. Set-up the events
 9. Set-up meet records/ IHSA qualifying standards (optional)
 10. Add teams participating at your sectional

SYDEX:

- ❖ Add team names
- ❖ Meet entry; use Full Results for your meet and proceed to include all information regarding your meet including;
 1. Date of meet
 2. Name of the meet
 3. Place meet is to be contested
 4. Scoring
 5. Teams
 6. Events
 7. Seeding preferences for each event
 8. Meet records/IHSA qualifying standards (optional)

AT THIS POINT YOU SHOULD BE READY TO DOWNLOAD THE ENTRIES FROM IHSA.

Most common Manager complaints about IHSA files not working correctly with Hy-Tek:

- #1 — The manager isn't using the Athletic Director or Official Representative password. **You have to use one of these passwords for the Tournament Management Section to appear in the Schools Center.**
- #2 — Not selecting "Semi-Colon Delimited Rosters/Entries".

Downloading information from the state website;

- ❖ Note time when entries will be available to you as described in the School and Manager Manual.
- ❖ Open your meet manager program to the appropriate option: Hy-Tek (entry option), SYDEX (Entries option: Receive Entries), and download entries for your sectional.

Steps to import data into Hy-tek:

- ❖ Hy-tek must be up and running
- ❖ Meet must be set-up on Hy-tek
 1. Log into the Schools Center
 2. Right click "Hy-tek" under "List of Participants" and select "Save Target as"
 3. Save the "Hy-tek Files" to your hard drive or elsewhere (do not rename)
 4. Pull up Hy-tek program
 5. Click on File (upper left hand corner)
 6. Go to import, choose "Semi-Colon Delimited Rosters/Entries"
 7. Go to where your "Hy-tek Files" were saved
 8. Click "Open File"
 9. Follow steps
 10. Process should take 1 to 5 seconds
 11. View exceptions as needed

Steps to import data into SYDEX:

1. Log into the Schools Center.
2. Click on "IHSA State Series Hosting & ScoreZone"
3. Under List of Participants, you need to RIGHT CLICK on the Sydex link and select "Save Link as..." (DO NOT LEFT CLICK AND TRY TO OPEN THE FILE AS YOU WILL NOT BE ABLE TO COPY AND PASTE THE ENTRIES LIKE YOU NORMALLY WOULD. THE FILE IS TOO BIG AS IT HOLDS MULTIPLE TEAMS' INFORMATION, NOT JUST ONE.)
4. Save the file on your computer or desktop (do not rename the file).
5. Now open your Sydex Track Gold and Meet Manager software and click on "Meet Entry"
6. Click on "Add Meet" and create your Meet like you always would and then click "OK"
7. Do NOT open your meet and select events and teams yet like you would for a normal regular season meet. Pulling teams into the meet with team codes that are different from the team codes used by the IHSA may create downloading issues!
8. Instead, go back to the Sydex home page and click on "Entries/Result Options"
9. Click on "Receive Entries" under the Meet Hosting Options.
10. Now, select your meet at the top of the screen.
11. Do NOT attempt to Copy and Paste from Email like you normally would when you are only trying to download one team at a time. The file from the IHSA will have multiple teams in it and the Copy and Paste method will not work.
12. Instead, find the box titled "Add Entries: From saved file:" To the right of that text box, click the "Find" button.
13. Browse to find the file that you saved to your computer in step #4 and select it.
14. The software may inform you that you have team codes, team names and event names already saved in your computer that are the same and/or similar to the team codes used by the IHSA. You need to adjust your team codes to match. You may have to go back to the Sydex Main Menu and select "Team Names" to adjust those codes and names.
15. Once all the team codes, team names and event codes match, all files should automatically download correctly. At this point, hit the "Go" button at the bottom of the "Receive Entries For a Meet" window. Once back at the Main Menu screen, select the "Meet Entry" button, select your Meet at the top of the screen, click on "Change Meet" and you can now create all of your heats and flights as you normally would.

Making changes:

- ❖ This is completed at the seed meeting when each team is given the opportunity to make any changes in their participants, in accordance with the IHSA Terms and Conditions, and/or entry marks.
- ❖ Click on the appropriate event and edit accordingly.

Seeding the events:

- ❖ This is the easiest part when using either of the meet manager programs since you have already established how each event is to be seeded.
- ❖ Hy-Tek: click on Seeding from the main menu and follow the prompts.
- ❖ SYDEX: click on each event and follow the prompts.

Printing heat sheets and field event forms:

- ❖ After each event is seeded heat sheets and official's forms can be printed, this saves so much time.
- ❖ Have copies for each coach before leaving the seed meeting so if there are any corrections needing to be made it is done before everyone leaves. This can be done on an individual event basis and only the event(s) affected need to be reseeded.

The above information hopefully helps meet managers working with the meet manager programs mentioned in the smooth running of a IHSA Sectional Track and Field Meet. It is strongly suggested that the meet manager practice the seeding process before the final seeding is attempted with the actual participants. Use made up names and entry marks to assure the meet parameters are set appropriately for your meet and in accordance with the IHSA Terms and Conditions for the operation of a sectional meet.

Note: if you are using an outside agency with FAT be sure to check with the agency as to how they wish to have the meet information supplied to them. Don't wait until the day of the meet.



Sectional Track Meeting Agenda

The Officials assigned to your Sectional Track Meet are posted on each respective Sectional Host's School's Center Web Site. Please log in using your password to obtain this information.

6:45 PM: Coaches must immediately report any scratches and changes to their original entry list. This must be done at this time (prior to seeing the heat sheets for this meet)! Only individual times, relay times, and names in individual events may be changed. Individual entries left blank at the time of the on-line entry deadline, may not be filled in now. Relay team members may not be changed at any time, for any reason. No substitutions are allowed following the seed meeting except as allowed in T&C item V-C-15.

7:00 PM Role Call: Pass out a document to all head coaches showing all entries. All coaches should make a final check of the official entries made by all coaches.

Explain to the coaches that they have the right/responsibility to challenge times and distances for any entry made in this meet and that coaches must be able to verify the times and distances they have entered if respectfully asked to do so (T&C Item V-C-5).

IMPORTANT: Remember that only sectional meets using FAT systems will be allowed to qualify individuals based on times. No competitor achieving the IHSA qualifying standard based on a manual time will be allowed to advance to the state finals (unless he/she finishes 1st or 2nd). If any timing system other than a FAT system is used to time the sectional meet, then only the 1st and 2nd place finishers will advance to the state final meet. If an FAT timing system fails during the meet for any event, the meet manager must contact Kraig Garber to discuss the situation and ask if it will be allowed to convert manual times recorded at the finish line by officials assigned as back up timers to FAT times to qualify competitors for the state finals. Qualifying for field events will remain as it has been in the past (1st and 2nd place qualify as well as those competitors meeting the state qualifying standard).

As per the terms and conditions (T&C Item V-C-1), schools are not required to attend the seed meeting. Please seed all teams that have entries included in the IHSA electronic folder. All properly entered athletes must be seeded fairly, regardless of whether or not his/her coach is in attendance.

Please refer to the new online Seeding Procedures document located on the IHSA T&F page for specific seeding instructions.

7:15 PM:

- A. Following the opportunity to address any challenges, use the original entries now edited with the allowable changes made as coaches entered the meeting room, seed the meet. Refer to the Managers Manual and the IHSA T&F Seeding Procedures document located on the IHSA T&F page for help relative to seeding procedures.

Distribute the final heat sheets to head coaches or each school's official representative.

- B. Meet Manager should introduce themselves, the meet referee and starter and allow the officials to address the coaches concerning the following:

1. Uniforms
 - a. All competitors must wear school issued uniforms.
 - b. All undergarments for members of any relay team must be similar, (not identical).
 - c. All shirts will be tucked in at the State Series Meets.
2. Checking In
 - a. You must check in to each event that you are entered. If in two events, you must check in to both events. If you leave one event for another, you must check out with one judge and check in with the other. You must tell the judge you are leaving and when you will be back (it is suggested that no athlete be away for more than 10 to 15 minutes). No event will be held up because an athlete failed to return to that event.
 - b. Athletes will report when flights are called. When a running event is called all heats of that event must report to the Clerk of the Course. All four runners should report when their relay is called. Contestants that fail to report prior to the Clerk of the Course closing the entries in running events, or after the judge starts competition in the field events shall not be allowed to participate in that event.
 - c. Running events take preference over field events.
3. Disqualification: The referee shall notify the athlete and/or coach relative to any disqualifications.
4. Coaches Box – Pole Vault: Where will it be located?
5. Restricted areas – Coaches and non-participating athletes
 - a. Where will coaches, athletes and spectators not be allowed? (Track and infield?)
 - b. Where team uniform removal is prohibited.
 - c. Where no electronic communication devices are allowed. This rule applies not just to the use of such devices, but to the possession as well.
6. Markings
 - a. On the track (Make sure you have marked a 1-meter step start line)
 - b. On the runways
 - c. On the apron
7. Appeals
 - a. Refer to rule 3-5-4 for the list of situations that cannot be appealed.

- b. If you appeal you must state the rule, and what you are appealing in writing. All appeals go to the referee. The Jury of Appeals may not set aside any rule in considering any appeal.
 8. When a field event is over no more practice is allowed. Everyone must stay off of the jumping pits, landing areas and throwing circles. There will be no warm up without supervision (coach or the adult supervising the event).
 9. Relays: Handoffs – Make sure both runners stay in their lanes for the 4x100 and the 4x200. After handing off, stand still or jog straight ahead. Listen to the instructions of the Starter and/or the Clerk 4x800, 4x400.
 10. Inspection and Weigh in of implements (it is recommended that each site have the gauge used to measure the dimensions of the shot and discus)
 - a. Shot Put
 - b. Discus
 - c. Pole Vault
 - d. Make sure shot and discus are clean for the weigh in and are of legal weight and legal dimensions. Many of the same implements used at sectional meets are impounded at the state finals for not passing the implement inspection at the state finals.
 11. Captains and Coaches meeting will be held after the scratch meeting.
- C. MEET MANAGER Address the following:
1. Time schedule
 2. Inclement weather- Remember: When thunder roars, go indoors!
 3. Trainer availability (if any)
 4. IHSA sectional shirts
 5. Parking – cars – busses
 6. Pole Vault weigh in and pole check
 7. Coaches Instructions to athletes – on and off the field
 8. Ask for volunteer officials from each school to help fill in where needed. All schools entered in the IHSA T&F State Series are required to provide one qualified volunteer when asked to do so by the meet host (T&CV-C-18). The head coach will serve in place of the volunteer provided by his/her school if the volunteer fails to appear at the sectional meet for his/her assigned duty.
 9. Elect games committee (Jury of Appeals) and IHSA sectional Representative.
 10. **Remind computer scorer of the following:**
 - a. **Email a set of complete results to kgarber@ihsa.org and you're assigned Meet Referee immediately following the sectional meet.**
 - b. **Upload.pdf file of the complete results (last page of the Winner Report)**

8:15 PM: Distribute the completed schedule with heat sheets.



Awards Delivery Information

To Managers of All IHSA Tournaments:

In an effort to better serve our tournament sites and the suppliers of our awards, we would like to have you read this bulletin carefully and then do what you can to expedite the instructions:

1. Be advised that at **Regional and Sectional Tournaments**, medals and plaques may be shipped separately and may not arrive at your tournament site on the same day. Please open boxes immediately to check contents, as medals **CAN** be in plaque boxes. **NOTE:** There are no medals given at Regional and/or Sectional Levels in the team sports of baseball, basketball, competitive cheerleading, football, soccer, softball and volleyball, and in the activities of Drama/Group Interpretation and scholastic bowl.

Our awards supplier, A and M Products of Princeton, IL, often ships Regional and/or Sectional medals in the box with the plaque. **PLEASE CHECK THE PLAQUE BOXES CAREFULLY AND DO NOT DISCARD THEM UNTIL YOU HAVE DETERMINED THE MEDALS ARE NOT THERE!!**

At State Final Tournaments, medallions and trophies may be shipped separately and may not arrive at your tournament site on the same day. Please open boxes immediately to check contents, as medallions can be in trophy boxes.

2. Awards will be shipped to the school sites directly from A & M Products via United Parcel Service.
3. Please inform whoever receives your United Parcel deliveries to expect awards to arrive up to two weeks prior to the tournament, and ask them to deliver the packages directly to you when they arrive.
4. It is very likely that some awards (particularly trophies) will arrive in two or more boxes and will need to be assembled. **They may not arrive on the same day, but should be opened as they arrive.**
5. Please check all trophies, plaques, etc., to see that they are in good condition and not damaged in any way. You should note that they are engraved with the proper sport, tournament level, year, etc.

If, after doing all of this, a problem develops, please contact Cheryl Lowery at the IHSA office at (309) 663-6377.

Thank you very much for your cooperation.

Kraig Garber
Asst. Executive Director

School Information:

Please read the entire Trademark Use and Royalty Policy for full disclosures.

- By virtue of membership, schools are granted a license to use the IHSA Trademarks on or in connection with IHSA State Series Events. Member schools may produce their own programs or merchandise in accordance with the terms of the Trademark Use and Royalty Policy.
- Any writing or merchandise produced in connection with IHSA State Series Events must conspicuously display the IHSA name and at least one logo.
- Member schools contracting with an outside vendor to have programs or merchandise produced in connection with IHSA State Series Events are required to use IHSA licensed vendors.
- Member schools advancing to an IHSA State Final and choosing to have merchandise produced in connection with that event, must use Minerva Sportswear. The IHSA has a contract with this company to be the exclusive IHSA State Final Merchandise Vendor.
- A member school may use any IHSA Licensed Vendor. To see the approved list, visit the IHSA website at <http://www.ihsa.org/Resources/Merchandise/LicensedVendors.aspx>.

Vendor Information:

Please read the entire Trademark Use and Royalty Policy for full disclosures.

- Any printed material or merchandise produced in connection with IHSA State Series Events, must conspicuously display the IHSA name and at least one logo.
- IHSA marks and logos can only be utilized by those who are granted a license by the IHSA.
- Member schools contracting with an outside vendor to have programs or merchandise produced in connection with IHSA State Series Events must use an approved IHSA licensed vendor.
- IHSA licensed vendors can sell licensed material to any IHSA member school.
- IHSA licensed vendors cannot produce merchandise in conjunction with an IHSA State Final. The IHSA has an exclusive State Final Merchandise Vendor contract.
- Licensed publication vendors pay the IHSA a 5% royalty of gross advertising sales, and licensed merchandise vendors pay the IHSA an 8% royalty of gross merchandise sales (based on sale of the finished product) - Royalty Report.
- For unlimited events, vendors can be licensed by the IHSA and utilize the IHSA name and logos for an entire year for a \$500 annual fee; or
- For limited events, vendors can be licensed by the IHSA and can utilize the IHSA name and logos for a single event, up to three events in a year, for \$50 per event or \$100 for three events.

Applying to be an IHSA Licensed Vendor (unlimited events):

1. Submit a completed Licensed Vendor Application for approval;
2. Once approved, sign the IHSA Vendor License Agreement; and
3. Pay the annual licensing fee of \$500.

Applying to be an IHSA Licensed Vendor (limited events):

1. Contact the IHSA office for approval;
2. Once approved, sign the IHSA Limited Use Vendor License Agreement; and
3. Pay the single event fee of \$50 or \$100 for three events.

For additional information regarding Licensing and Royalty, contact Brandi Waters at 309-663-6377 ext. 125, or visit the IHSA website at <http://www.ihsa.org/Resources/Merchandise/LicensedVendors.aspx>.

Royalty Report: For a downloadable pdf of the Royalty Report go to http://www.ihsa.org/documents/forms/State_Tournament_Series_Royalty_Report.pdf

Suggested Public Address Announcements

(to be read at the discretion of the PA Announcer when appropriate)

The following announcements are required to be made over your public address system each day/night of competition in the Boy's & Girl's Track & Field State Final series hosted by your school. Thank you

Participation in interscholastic activities generates values that make the athletes better citizens. Here's a challenge for all of you here. Parents, coaches, officials and others can reinforce the development of these students by expressing, supporting and displaying those positive values gained by participating and competing. Challenge our young people not just to go to school, but to go beyond. . . with the IHSA.

To help insure the safest and most comfortable atmosphere the host event staff will diligently maintain established security procedures and activities. This will require complete cooperation by all competing teams, contest officials, and fans. Security will always have priority over convenience; therefore, if you are requested to cooperate with event personnel in any manner, please do so promptly. Your assistance will enable event staff to fulfill its responsibilities efficiently.

The possession, distribution, and consumption of alcoholic beverages and other illegal substances are prohibited at the site and on any affiliated property of the IHSA State Series Contest. State series hosts are required to make all state series contest sites and any affiliated property, including parking lots, fan accommodation areas, and other school or event venue property, alcohol free zones on the date or dates of any IHSA event being held at the site. Event staff will enforce this policy rigorously.

The interscholastic athletics and activities experience is something we cannot take for granted. For more than 100 years the I-H-S-A has provided the vehicle for recognition of students, their schools and their communities through competition in I-H-S-A state series in sports and non-athletic activities. But participation in sports and activities is a lot more than just winning and losing. Students who participate in programs offered by their schools are taught valuable life lessons that will make them a success in whatever endeavors they choose. We must teach our students, their coaches, their families and their supporters that it is very important to participate. They must take advantage of the learning opportunities that are uniquely made available to them through I-H-S-A programs.

Interscholastic athletics are an extension of the educational process, and the athletic field is the coach's classroom. Remember Do What's Right! Add A. Tude is for everyone.

Nearly 10,000 young people in Illinois High School Association member schools have earned the I-H-S-A Scholastic Achievement Award. This unique program helps accentuate the interscholastic experience. Call the I-H-S-A Office for more information on how you can support the Illinois High School Activities Foundation, which underwrites the cost of this outstanding scholarship recognition program with contributions from many supportive corporations and individuals like you.

Champions in each of the events in all 3 classes and the three team titles will be determined next weekend at O'Brien Stadium on the campus of Eastern Illinois University in Charleston. Class 1A will conduct their semi-finals on Thursday afternoon and the 2A and 3A schools will compete in their semi-finals on Friday. All finals will be conducted on Saturday. Single session tickets cost ten dollars.

i-h-s-a(dot)o-r-g is the address for the IHSA's Web page on the internet. Check it out any time you want to find out immediately what's happening with high school activities throughout Illinois. You will be amazed at how much information is available at your fingertips at IHSA(dot)org. In fact, all of the results from today's event will be there when you get home. You can also follow the IHSA on Facebook and Twitter by clicking the Facebook and Twitter links located on the IHSA Homepage.

The IHSA and the Illinois State Police wish to remind you to "Click It or Ticket", seat belts save lives! Please buckle up on your way home.

The IHSA and the Illinois State Police wish to remind you that Illinois Law states-Everyone must buckle up regardless of their age. Seat belts save lives, always wear your seatbelt.

The IHSA and the Illinois State Police wish to remind you that "Speed kills". Obey the posted speed limit and always wear your safety belt

The IHSA and the Illinois State Police wish to remind you that High school athletics and alcohol don't mix.

The IHSA and Illinois State Police wish to remind you that distracted driving is impaired driving. Don't drive inTEXTicated!

The IHSA and the Illinois State Police wish to remind you that texting while driving is illegal. Cell phone use while driving is responsible for over 3,000 deaths and over 30,000 injuries across United States each year.

The IHSA and the Illinois State Police wish to remind you that drivers who use hand-held devices are four times more likely to get into crashes serious enough to injure themselves. Distractions cause infractions!

Gatorade knows every victory starts from within. Within is the determination to come up big when it matters most, but it also takes training and fuel. Win From Within.

The G Series fuels the IHSA. Prime, Perform, Recover. Three fuels for the three stages of the game.

Playing at your highest level starts with what you put in your body – not just while you're training or competing but before and after as well. The Gatorade G Series can help you – start stronger, go longer and recover faster. The G Series, Prime, Perform, Recover. Three Fuels for the three stages of the game.



Pole Vault Entry Card



(Type or Print)

Date: _____

Meet Location: _____

(School Name)

(City)

First Name	Last Name	Year in School	Current Weight of Vaulter

The National Federation is requiring that all coaches verify their Pole Vaulter(s) are competing at a legal weight relative to the pole they are using for competition. Your signature indicates your athlete(s) are in compliance.

Coach's Name: _____

Coach's Signature: _____

IHSA Track & Field Official Competitor Scratch Verification Report

This report must be turned into the gatekeeper at the rear of the Clerks tent to report any scratches from any event. This is the only acceptable form to report scratches. Scratches on any other form will result in the coach being called to the tent. Additional forms can be acquired through the gatekeeper at the rear of the Clerks tents.

Class (circle one): 1A 2A 3A

Competitor Number	Competitors Name	Event	Heat/Flight

School (Name, City) _____

Head Coach Signature _____

Head Coach (printed) _____

Head Coach (cell phone) _____

**2017-2018 IHSA Regional/Sectional Manager
Individual Event Duplicate Awards Order Form for Ties**

Tournament Site: _____ **Level Of Competition:** ___ Regional ___ Sectional

Sport/Activity: _____ **Gender:** ___ Girls ___ Boys

Print Tournament Manager's Name: _____

Tournament Manager's Phone Number: _____

Classification (circle one): 1A 2A 3A 4A 5A 6A 7A 8A Unclassified

This form must be used and completed by the **Regional and/or Sectional Manager** to order duplicate medal/plaque for participants who earned them at the Regional or Sectional Tournament whose medal/plaque needs could not be fulfilled from existing tournament supplies. **Please return unused medals to A & M Products, 575 Elm Place, Princeton, IL 61356.**

Immediately following the **Regional and/or Sectional** tournament, please **fax this order form** to **A & M Products at (815) 879-0400**. The medals/plaque will be sent directly from A & M Products to the School listed. Tournament Managers must use this form to place orders. This form can be duplicated, if necessary.

***Event Name** ie: Pole Vault, Discus, Diving, 100-yd. Butterfly, Singles, Doubles, 102 lb., Speech: IE, etc.

◆ **Recipient Town/School (Must supply both):** _____

Name of Recipient: _____ **Place:** _____

TM=Team Plaque: () check here

◆ **Recipient Town/School (Must supply both):** _____

Name of Recipient: _____ **Place:** _____

I=Ind. Medal/Event Name* _____

◆ **Recipient Town/School (Must supply both):** _____

Name of Recipient: _____ **Place:** _____

I=Ind. Medal/Event Name* _____

◆ **Recipient Town/School (Must supply both):** _____

Name of Recipient: _____ **Place:** _____

I=Ind. Medal/Event Name* _____

◆ **Recipient Town/School (Must supply both):** _____

Name of Recipient: _____ **Place:** _____

I=Ind. Medal/Event Name* _____





Financial Reports Must Be Filed Online

The final phase of your hosting responsibilities is to file a financial report with the IHSA. The financial report forms are available in the password-protected Schools Center area of the IHSA Web site.

Log in to the Schools Center with your User ID and password. On the main menu of the Schools Center, under the heading "IHSA State Series Hosting", you will find a link to the financial report. Please fill out the one-page form and press the submit button to file your report.