



2018-19
FISCAL YEAR



IHSA FINANCIAL REPORT

A review of the IHSA's 2018-19 fiscal year



The Value of IHSA Membership

\$4,532,592

The average amount of money the IHSA returned to member schools via host guarantees, ticket revenue & reimbursements during the 2018-19 school years.

Unlike many state high school associations, the **IHSA does not charge** member schools initial or annual dues to be a member, nor does it charge schools entry fees to compete in State Series.

The **IHSA provides** NFHS Rulebooks to member schools at no cost.

The IHSA is one of the few state high school associations in the country to offer activities, in addition to sports. **We believe in the value of participation** and want every student to have a chance to represent their school.

Because of that belief, the IHSA continues to underwrite multiple state tournaments that do not produce revenue. In general, around eight IHSA sport tournaments produce the revenue that helps fund the Association's 40 sports and activities.

The **IHSA provides** catastrophic medical insurance for all student-athletes competing in postseason contests.

The IHSA hosts a statewide biannual Student Leadership Conference that is **free for students** to attend.

The **IHSA offers** free State Series and State Final attendance for all activities and for multiple sports.

For the sports that do require tickets, the average IHSA State Series ticket cost is \$5.00 and the average State Final ticket is \$9.00, making high school sports a **great value for students and families**.

The IHSA has been **progressive and innovative** in its promotion of the positive ideals of participation to its schools. That includes introducing Add A. Tude, the nation's first sportsmanship mascot in 1997.

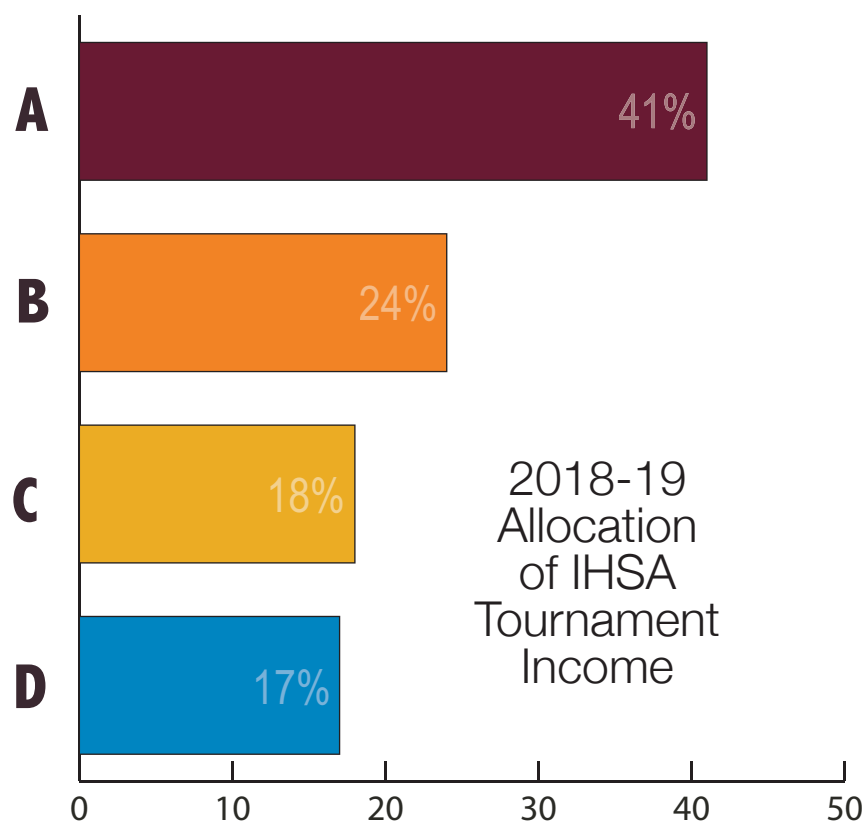
The **IHSA promotes and highlights** the positive actions by our schools, student-athletes, coaches and fans through its original content page IHSA State, on Social Media, and through various award programs.

The IHSA Foundation & All-State Academic team programs have awarded **over \$541,000 in scholarship money** since 1994.

The IHSA recruits, trains and maintains an active database of **over 15,000 officials** available to member schools. In the spirit of equity, the IHSA directly assigns officials for postseason contests.



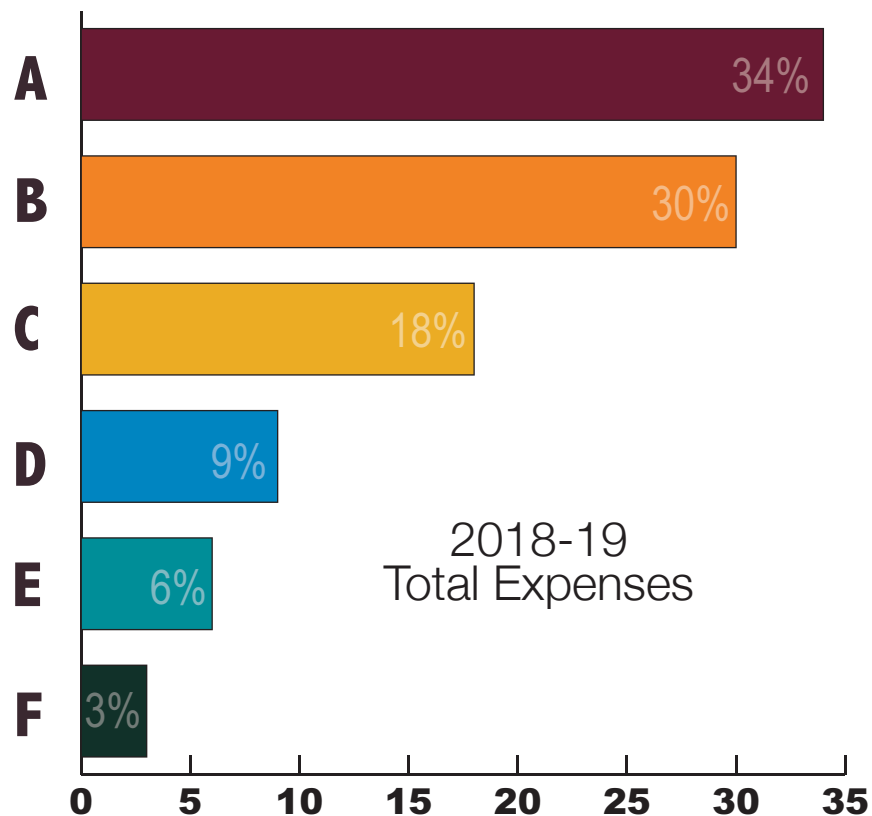
FINANCIAL REVIEW 2018-19



2018-19 ALLOCATION OF IHSA TOURNAMENT INCOME

A	School Share	\$3,214,528
B	IHSA Share of State Series	\$1,831,918
C	Miscellaneous	\$1,405,444
D	Officials/Judges Fees	\$1,349,581
Tournament Income		\$7,801,473



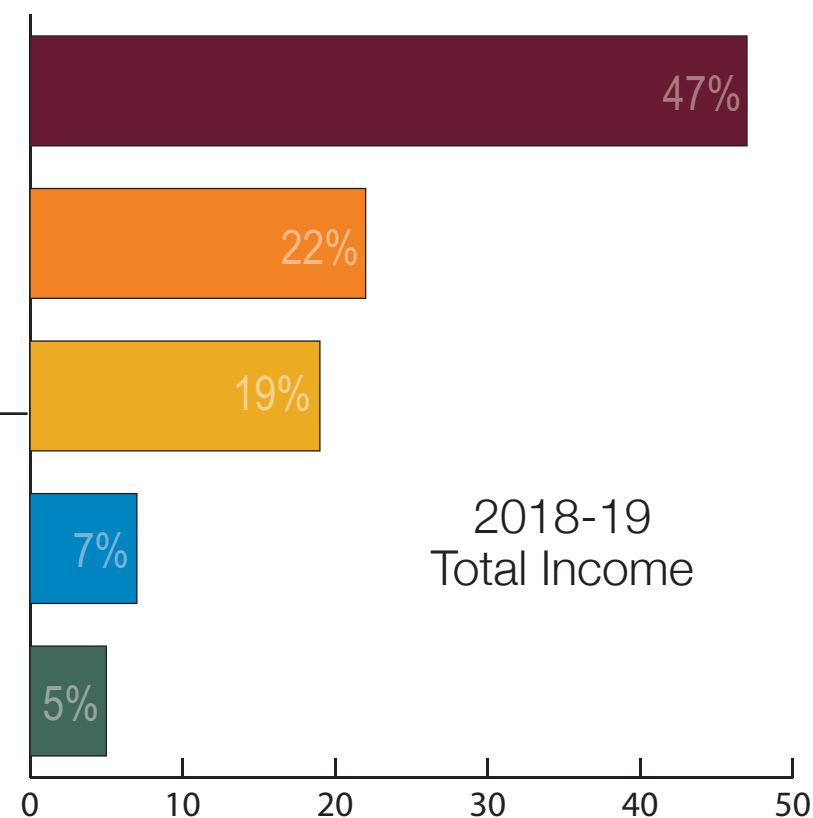


2018-19 TOTAL EXPENSES

A	Administration	\$3,713,415
B	Boys Athletics	\$3,350,363
C	Girls Athletics	\$1,988,616
D	Other	\$1,008,335
E	Activities	\$630,576
F	Officials	\$319,209
Total Expenses		\$11,010,513

2018-19 TOTAL INCOME

A	Boys Athletics	\$5,145,056
B	Other	\$2,372,253
C	Girls Athletics	\$2,101,434
D	Officials	\$813,003
E	Activities	\$554,983
Total Income		\$10,986,729



ILLINOIS HIGH SCHOOL ASSOCIATION



The IHSA governs the equitable participation in interscholastic athletics and activities that enrich the educational experience.