


















































































































IHSA 2024-25 IHSA Boys' Class 2A State @ Weibring (Normal) - Individual Leaderboard

#	Golfer	School	Overall	Thru / Tee Time	Rnd	R1	R2	Total
1	 Regan Konen - State Champion	Aurora (Marmion Academy)	-2	F	-2	71 (E)	69 (-2)	140
1	 Ben Patel	West Chicago (Wheaton Academy)	-2	F	E	69 (-2)	71 (E)	140
1	 Owen Coniaris	West Chicago (Wheaton Academy)	-2	F	E	69 (-2)	71 (E)	140
4	 Connor Watson	East Peoria	-1	F	-2	72 (+1)	69 (-2)	141
4	 River Stilley	Benton	-1	F	-2	72 (+1)	69 (-2)	141
6	 Ryan Kalaway	Arlington Heights (St. Viator)	+3	F	+1	73 (+2)	72 (+1)	145
7	 Joey Scott	Lemont (H.S.)	+5	F	+4	72 (+1)	75 (+4)	147
7	 Nolan Eccles	Dunlap	+5	F	+4	72 (+1)	75 (+4)	147
9	 Jacob Florek	Mascoutah	+7	F	+3	75 (+4)	74 (+3)	149
9	 Jacob Armstrong	Ottawa (Twp.)	+7	F	+6	72 (+1)	77 (+6)	149
11	 Mason Hubbard	Sterling (H.S.)	+8	F	E	79 (+8)	71 (E)	150
11	 Tyler Samaan	Burlington (Central)	+8	F	-1	80 (+9)	70 (-1)	150
13	 Jack Zeiger	Chicago (Latin)	+9	F	+7	73 (+2)	78 (+7)	151
13	 Jack Quinn	Normal (University)	+9	F	+2	78 (+7)	73 (+2)	151
13	 Brady Cross	Lake Villa (Lakes)	+9	F	+7	73 (+2)	78 (+7)	151
16	 Reis Claybrooke	Mahomet (M.-Seymour)	+10	F	-1	82 (+11)	70 (-1)	152
16	 Carson Oliver	Mt. Zion	+10	F	+1	80 (+9)	72 (+1)	152
16	 Chandler Creedon	Ottawa (Twp.)	+10	F	+6	75 (+4)	77 (+6)	152
16	 Tommy Whitley	Mt. Zion	+10	F	+5	76 (+5)	76 (+5)	152
16	 Daniel Chang	Chicago (University)	+10	F	+4	77 (+6)	75 (+4)	152
21	 Kash Cantrell	Benton	+11	F	+4	78 (+7)	75 (+4)	153
21	 Jacob Anderson	Morton	+11	F	+7	75 (+4)	78 (+7)	153
21	 Nathan Riha	Wheaton (St. Francis)	+11	F	+6	76 (+5)	77 (+6)	153
21	 Bryson Vanhoutte	Geneseo	+11	F	+6	76 (+5)	77 (+6)	153
21	 Jack Coulter	Peoria (Notre Dame)	+11	F	+10	72 (+1)	81 (+10)	153
21	 Colt Bryson	Ottawa (Twp.)	+11	F	+8	74 (+3)	79 (+8)	153
27	 Matthew Devoy	Lemont (H.S.)	+13	F	+3	81 (+10)	74 (+3)	155
27	 Davis Baker	Byron	+13	F	+4	80 (+9)	75 (+4)	155
27	 Brody Allen	Normal (University)	+13	F	+6	78 (+7)	77 (+6)	155
27	 Bryer Harris	Ottawa (Twp.)	+13	F	+7	77 (+6)	78 (+7)	155

#	Golfer	School	Overall	Thru / Tee Time	Rnd	R1	R2	Total
27	 Maddux Quick	Monticello	+13	F	+7	77 (+6)	78 (+7)	155
27	 Gray Musker	LaGrange Park (Nazareth Academy)	+13	F	+8	76 (+5)	79 (+8)	155
33	 Camden Sarallo	Burlington (Central)	+14	F	+5	80 (+9)	76 (+5)	156
33	 Cole Beto	Rockford (Boylan Catholic)	+14	F	+6	79 (+8)	77 (+6)	156
33	 Grant Jain	Normal (University)	+14	F	+8	77 (+6)	79 (+8)	156
36	 Will Stevens IV	Roxana	+15	F	+7	79 (+8)	78 (+7)	157
36	 Colton Barr	Jacksonville (H.S.)	+15	F	+7	79 (+8)	78 (+7)	157
36	 Matthew Kowalik	Burlington (Central)	+15	F	+10	76 (+5)	81 (+10)	157
36	 Lincoln Thomas	Benton	+15	F	+5	81 (+10)	76 (+5)	157
36	 Max Seachrist	Effingham (H.S.)	+15	F	+8	78 (+7)	79 (+8)	157
36	 Darren Klein	Mascoutah	+15	F	+9	77 (+6)	80 (+9)	157
42	 Alex Hartman	New Lenox (Providence Catholic)	+16	F	+6	81 (+10)	77 (+6)	158
42	 Sam Wilda	LaGrange Park (Nazareth Academy)	+16	F	+10	77 (+6)	81 (+10)	158
44	 Jude Traub	Effingham (H.S.)	+17	F	+4	84 (+13)	75 (+4)	159
44	 AJ Charpentier	Jacksonville (H.S.)	+17	F	+8	80 (+9)	79 (+8)	159
44	 Dawson Freeman	Normal (University)	+17	F	+8	80 (+9)	79 (+8)	159
47	 Alex Kuykendall	Charleston	+18	F	+9	80 (+9)	80 (+9)	160
47	 Easton Friedman	Fairbury (Prairie Central)	+18	F	+10	79 (+8)	81 (+10)	160
47	 Evan Paganelis	Aurora (Marmion Academy)	+18	F	+13	76 (+5)	84 (+13)	160
50	 Aidan Barnett	Mt. Zion	+19	F	+7	83 (+12)	78 (+7)	161
50	 Elias Martin	Jacksonville (H.S.)	+19	F	+13	77 (+6)	84 (+13)	161
50	 Gavin Sedevie	Sycamore (H.S.)	+19	F	+12	78 (+7)	83 (+12)	161
50	 Brian Morris	LaGrange Park (Nazareth Academy)	+19	F	+17	73 (+2)	88 (+17)	161
54	 Tommy Wyse	Burlington (Central)	+20	F	+7	84 (+13)	78 (+7)	162
54	 Andrew Kuykendall	Charleston	+20	F	+11	80 (+9)	82 (+11)	162
54	 Ayden Nealis	Olney (Richland County)	+20	F	+8	83 (+12)	79 (+8)	162
57	 Ben Chesney	Burlington (Central)	+21	F	+13	79 (+8)	84 (+13)	163
57	 Nicholas Unes	East Peoria	+21	F	+9	83 (+12)	80 (+9)	163
57	 Leo Wyckoff	Effingham (H.S.)	+21	F	+10	82 (+11)	81 (+10)	163
57	 Hudson Meister	Charleston	+21	F	+10	82 (+11)	81 (+10)	163
57	 Luke Sherlock	Oak Park (Fenwick)	+21	F	+16	76 (+5)	87 (+16)	163

#	Golfer	School	Overall	Thru / Tee Time	Rnd	R1	R2	Total
62	 Ben Oros	Dixon (H.S.)	+22	F	+17	76 (+5)	88 (+17)	164
62	 Carson Hagler	Carterville	+22	F	+11	82 (+11)	82 (+11)	164
62	 Mike Becher	Normal (University)	+22	F	+13	80 (+9)	84 (+13)	164
65	 Henry Samulak	Lake Villa (Lakes)	+23	F	+13	81 (+10)	84 (+13)	165
65	 Seth Cooper	Ottawa (Twp.)	+23	F	+11	83 (+12)	82 (+11)	165
67	 Brody Boehm	Effingham (H.S.)	+25	F	+13	83 (+12)	84 (+13)	167
67	 Brendan Belden	LaGrange Park (Nazareth Academy)	+25	F	+11	85 (+14)	82 (+11)	167
69	 Michael Ocheltree	Normal (University)	+26	F	+9	88 (+17)	80 (+9)	168
70	 Trey Howicz	Aurora (Marmion Academy)	+28	F	+11	88 (+17)	82 (+11)	170
70	 Aidan Leonard	Lemont (H.S.)	+28	F	+9	90 (+19)	80 (+9)	170
70	 Krish Khanna	Chicago (University)	+28	F	+15	84 (+13)	86 (+15)	170
73	 Sam Driscoll	Mt. Zion	+29	F	+15	85 (+14)	86 (+15)	171
73	 Hudson Dahm	Rockford (Boylan Catholic)	+29	F	+18	82 (+11)	89 (+18)	171
73	 Sawyer Wilkerson	Benton	+29	F	+12	88 (+17)	83 (+12)	171
73	 Jonah Pulido	Lemont (H.S.)	+29	F	+15	85 (+14)	86 (+15)	171
73	 Chance Norman	Benton	+29	F	+12	88 (+17)	83 (+12)	171
73	 James Threadgill	Ottawa (Twp.)	+29	F	+18	82 (+11)	89 (+18)	171
73	 Trey Norman	Benton	+29	F	+18	82 (+11)	89 (+18)	171
80	 Cannon Bockhorn	Effingham (H.S.)	+30	F	+18	83 (+12)	89 (+18)	172
80	 Payton Harlow	Crystal Lake (Prairie Ridge)	+30	F	+20	81 (+10)	91 (+20)	172
82	 Cooper Okolita	Aurora (Marmion Academy)	+31	F	+21	81 (+10)	92 (+21)	173
82	 Connor Graves	Mt. Zion	+31	F	+15	87 (+16)	86 (+15)	173
84	 Wyatt Trump	Mt. Zion	+32	F	+15	88 (+17)	86 (+15)	174
84	 Matthew Zierk	Burlington (Central)	+32	F	+22	81 (+10)	93 (+22)	174
86	 Luke Feltner	Aurora (Marmion Academy)	+33	F	+18	86 (+15)	89 (+18)	175
87	 Josh Estes	Chicago (DePaul College Prep)	+34	F	+22	83 (+12)	93 (+22)	176
87	 Liam Bourn	Jacksonville (H.S.)	+34	F	+16	89 (+18)	87 (+16)	176
89	 Maddux Moore	Jacksonville (H.S.)	+37	F	+15	93 (+22)	86 (+15)	179
89	 Matt Murray	Aurora (Marmion Academy)	+37	F	+19	89 (+18)	90 (+19)	179
89	 Eddie McNamara	LaGrange Park (Nazareth Academy)	+37	F	+15	93 (+22)	86 (+15)	179
92	 Jack Simpson	Lemont (H.S.)	+38	F	+22	87 (+16)	93 (+22)	180

#	Golfer	School	Overall	Thru / Tee Time	Rnd	R1	R2	Total
92	 Hugh Ascher	LaGrange Park (Nazareth Academy)	+38	F	+24	85 (+14)	95 (+24)	180
94	 Ethan Kruzan	Jacksonville (H.S.)	+52	F	+21	102 (+31)	92 (+21)	194
	 Will Pullen	Mattoon	+14	F		85 (+14)		85
	 Chase Hopper	Morton	+14	F		85 (+14)		85
	 Andrew Neef	Monticello	+14	F		85 (+14)		85
	 Dylan Bell	Charleston	+15	F		86 (+15)		86
	 Kyle Chudd	Columbia	+15	F		86 (+15)		86
	 Kwin Vankerbroeck	Geneseo	+16	F		87 (+16)		87
	 Ledi Felipe	Rockford (Boylan Catholic)	+17	F		88 (+17)		88
	 Rayden Schneider	Effingham (H.S.)	+17	F		88 (+17)		88
	 Andrew Bjornberg	Carterville	+17	F		88 (+17)		88
	 Cooper Black	Lemont (H.S.)	+17	F		88 (+17)		88
	 Braden Schrof	Highland	+18	F		89 (+18)		89
	 Josh Braus	Mundelein (Carmel)	+18	F		89 (+18)		89
	 Charlie Hatch	Rockford (Boylan Catholic)	+19	F		90 (+19)		90
	 Max Brzozowski	Rockford (Boylan Catholic)	+20	F		91 (+20)		91
	 Sean Anderson	Rockford (Boylan Catholic)	+20	F		91 (+20)		91
	 Andrew Barwick	Lemont (H.S.)	+21	F		92 (+21)		92
	 Eli Brown	Metropolis (Massac County)	+25	F		96 (+25)		96
	 Jaxon Epperson	Charleston	+25	F		96 (+25)		96
	 Evan McElwee	Charleston	+28	F		99 (+28)		99