



**INFORMATION FOR SCHOOLS QUALIFYING FOR THE
DRAMA/GROUP INTERPRETATION STATE FINAL AT THE
UNIVERSITY OF ILLINOIS SPRINGFIELD
SANGAMON AUDITORIUM
APRIL 1 AND 2, 2016**



2016 State Drama / Group Interpretation Qualifiers Information Manual

Table of Contents	1
Letter of Congratulations	2
Tournament Locations	3
Registration.....	4
Viewing the Performing Spaces	4
Parking for Buses, Trucks, & Cars.....	5-6
Map for Drama Load In	7
Drama Performance Schedule	8
Drama Unloading Information.....	9-11
Drama Information.....	11
Drama Venue - Sangamon Auditorium:	
House Information.....	12
Technical Information - Sound Information	13-14
Safety Check.....	14
Special Rules and Limitations.....	15
Lighting Channels	16
Lighting Instruments	17-18
Floor Plan for Sangamon Auditorium.....	19-20
Map for Group Interpretation Load In	21
Group Interpretation Performance Schedule	22
Group Interpretation Unloading Information	23
Group Interpretation Information.....	24
Group Interpretation Venue - Studio Theatre:	
House Information.....	24
Map of GI Performance & Homeroom Spaces	25
Map of Group Interpretation Load In.....	26
Map of Group Interpretation Stage Floor Plans	27
UIS Food Services.....	28
Housing Information.....	29
Restaurant List.....	30
UIS Campus Diagram	31
Interstate Directions to UIS.....	32
Springfield Directions to UIS.....	33
Map of Springfield Area	34



Dear Qualifying Schools,

On behalf of the Illinois High School Association Board of Directors, the IHSA staff and the IHSA member schools, it is my pleasure to congratulate you and welcome you to the IHSA state drama/group interpretation competition.

A special welcome and congratulations are extended to all the participants of this year's competition. You should be commended for your hard work, practice and dedication which enable you and your school to achieve this success. I also want to specifically welcome and congratulate the directors of all of the qualifying schools who have trained and prepared the students to reach this level of performance.

PLEASE NOTE THAT THERE ARE CHANGES IN VIEWING TIMES, UNLOADING, REGISTRATION AND PARKING.

The State Tournament Committee providing leadership and expert advice on the administration of the tournament consist of:

Patricia Wozny, *Committee Manager*
Cheryl Frazier, Richton Park (Southland College Prep Charter)
Judy Klingner, Palatine (Fremd)
Tina Winings, Charleston
Tom Witting, Burbank (Reavis)
Mike Badger (Richards)
Tim Schlegel (Sterling)

The members of the state final committee work tirelessly to assure that your experience at the state series is the best possible. Of course with any competition we do want to remind you of a few things.

1. Be organized and prompt
2. Adhere to all time requirements
3. Show respect to all
4. Adhere to the terms and conditions of the contest

Please read this manual carefully as it will address most of your questions about the facilities and the tournament. If you do have questions, you may certainly contact any member of the committee, UIS, or me.

The IHSA believes that interscholastic activities enrich the educational experience, and we trust you will carry this mission into the state drama/group interpretation tournament.

See you at State!

Sincerely,

Shaunda L. Brown
Assistant Executive Director – IHSA

The information contained in this manual reflects plans that have been made to provide your school an outstanding State Tournament experience. Please remember, such things as inclement weather or on-site problems occurring during the tournament may make it necessary for the State Final Tournament Committee and/or the State Final Manager/University of Illinois at Springfield to make adjustments.

IMPORTANT TOURNAMENT LOCATIONS

Registration - Information: Sangamon Auditorium Lobby

Tournament Headquarters: House left behind the ticket office in the Sangamon Auditorium Lobby (Coat Room)

Judges' Rooms: DRAMA: PAC Restaurant
GROUP INTERPRETATION: PAC Restaurant

Drama Competition: Public Affairs Center - Sangamon Auditorium

Dressing rooms also serve as home rooms and are available only during the session when the performance is scheduled. The 5 Dressing rooms will be assigned based on cast size. Assignments will be made at the tournament.

Dressing Room 3 & 4 (Star Dressing Rooms)	Dressing Room 5 (Chorus Room)
Dressing Room 6 (Chorus Room)	Wardrobe Room – Green Room

There will be no Drama Holding Room available.

Group Interpretation Competition: Prelims-Groups A and B (Friday) and Finals (Saturday) - Public Affairs Center

Performance Room: Studio Theatre

Pre-Entrance Space: Hallway outside of the Studio Theatre

Group Interpretation Homerooms:

(Group A – Session 1 Friday)

GI Show	#1 PAC - Room C	#4 PAC - Room G
	#2 PAC - Room D	#5 PAC - Room H
	#3 PAC - Room E	

(Group A – Session 2 Friday)

GI Show	#6 PAC - Room C	#8 PAC – Room E
	#7 PAC - Room D	#9 PAC - Room G

(Group B – Session 3 Friday)

GI Show	#10 PAC - Room C	#13 PAC - Room G
	#11 PAC - Room D	#14 PAC – Room H
	#12 PAC - Room E	

(Group B – Session 4 Saturday)

GI Show	#15 PAC - Room C	#17 PAC - Room E
	16 PAC - Room D	#18 PAC - Room G

(GI Finals Saturday)

GI Show	#1- PAC - Room C	#5- PAC - Room H
	#2- PAC - Room D	#6- PAC - Room C
	#3- PAC - Room E	#7- PAC - Room D if necessary for ties
	#4- PAC - Room G	

REGISTRATION

Registration will be located in the lobby of Sangamon Auditorium from **6:00 – 7:00 p.m. on Thursday, March 31, 2016. Checks for \$75 for a drama entry and \$75 for a group interpretation entry must be made at this time and be made payable to Illinois High School Association.** You will be given schedules, pertinent information and state final programs at registration. Committee members will be available at this time to answer any questions. Parking information for Registration on Thursday can be found on page 5.

DRAMA - VIEWING SANGAMON AUDITORIUM

The Drama performance space will be Sangamon Auditorium. For those directors who wish to view the Sangamon Auditorium, time has been set aside on Thursday evening, **March 31st, from 6:00 p.m. to 7:00 p.m.**

6:00 p.m.-7:00 p.m. Thursday, March 31 - Questions answered for Technical Directors, Directors, Light and Sound Board operators ONLY--no tech crews or actors will be allowed onstage at this time. Tech crews will be given a demonstration of lighting & sound equipment, but there will be no “hands on” time for individual schools at this time.” Hands on” time will be during the 15 minutes assigned to each show during the loading/unloading schedule.

7:00-7:15 p.m. Thursday, March 31 - Stage open for tech crews to view.

NO DRAMA SETS WILL BE UNLOADED ON THURSDAY OR FRIDAY NIGHTS. FOLLOW THE SCHEDULE FOR UNLOADING.

GROUP INTERPRETATION - VIEWING THE STUDIO THEATRE

The Group Interpretation performance space will be the Studio Theatre. For those directors and cast members who wish to view the Studio Theatre, time has been set aside on Thursday evening, **March 31, from 6:00 p.m. to 7:00 p.m.**

6:00-7:00 p.m. Thursday, March 31 – Group Interpretation sets may unload.

6:00-7:00 p.m. Thursday, March 31- Each group shall be allowed to enter the performance area and do a brief check of acoustics during this time. (This check may only be done from 6:00 – 7:00 p.m. on Thursday, March 31 and a State Committee Member must be present).

SMOKING POLICY: Smoking is ONLY allowed in personal vehicles on the University of Illinois at Springfield Campus.

Parking Instructions for Buses, Trucks/Trailers and Cars

Please read the following information carefully and refer to the map of University of Illinois at Springfield inside the back cover. It is important that you park in the designated areas to avoid being ticketed or towed. **IHSA competing schools SHOULD NOT PARK TRUCKS OR BUSES in parking Lots E , D or C South.**

All buses should load and unload competing students in back of the Public Affairs Center off of Vachel Lindsay Drive and then proceed to park in **Lot I or the rear of Lot B.**

Cars can park in **Lot C North** by the UIS Police Dept.

Lot B may also be used for overflow bus, truck/trailer and audience parking.

Thursday, March 31st

Group Interpretation entries should unload sets in front of the Public Affairs Center in the tear drop (circle) entrance and then proceed to park in **Lot I or the rear of Lot B** between 6-7:00 p.m. (*Level 1 at the Teardrop Entrance*)

Group Interpretation students should unload only in back of the Public Affairs Center off of Vachel Lindsay Drive.

Drama entries should unload students only in back of the Public Affairs Center off of Vachel Lindsay Drive and then proceed to park in **Lot I or the rear of Lot B** between 6-7:00 p.m.

Trucks for Drama productions may park in or near the loading dock during their scheduled performance loading time only.

Friday, April 1st

Drama and Group Interpretation buses should unload students in back of the Public Affairs Center and then park in **Lot I or the rear of Lot B.** Spectators driving cars may park in **Lot C North** and **Lot B** between 7am and 10pm. All **buses unloading students** only should do so in back of the Public Affairs Center off of **Vachel Lindsay Drive** and then proceed to park in **Lot I or the rear of Lot B.**

Trucks for Drama productions may park in or near the loading dock during their scheduled performance loading time only.

Group Interpretation students should unload only in back of the Public Affairs Center off of Vachel Lindsay Drive.

Saturday, April 2nd

Drama and Group Interpretation buses may unload students in back of the Public Affairs Center and then park in **Lot I or the rear of Lot B.** Spectators driving cars may park in **Lot D, Lot C North** and **Lot B** between 7am and 5 pm.

Trucks for Drama productions may park in or near the loading dock during their scheduled performance loading time only.

Group Interpretation students should unload only in back of the Public Affairs Center off of Vachel Lindsay Drive.

All parking questions should be directed to tournament headquarters.

Parking Information for Sangamon Auditorium at UIS

Evening Events at Sangamon Auditorium

Free parking is available for patrons during evening events in lots A, B, North C, D, F & I.

Daytime Events at Sangamon Auditorium

During daytime events, patrons may park for free in lots D, North C, B or A.

Parking Tickets

Vehicles parked in lots other than those mentioned above will be subject to ticketing by Campus Police. The minimum fine for parking violations is \$25. Patrons are responsible for any tickets and fines associated with parking in lots other than those mentioned above.

Passenger Drop Off/ Pick Up

Passengers may be dropped off at Level 1 entrance to the Public Affairs Center Building, Sangamon Auditorium. To reach Level 1 (i.e. Teardrop), vehicles should proceed down Ernest Hemingway Drive (see map). Wheelchair assistance to the Auditorium for those who require it can be obtained at this location.

Event Parking Trends

Typically on weekdays during classes lots E, D and C fill up first.

Lots I and F will fill up quicker when there are events in the Recreation and Athletic Center and the Kiwanis Stadium.

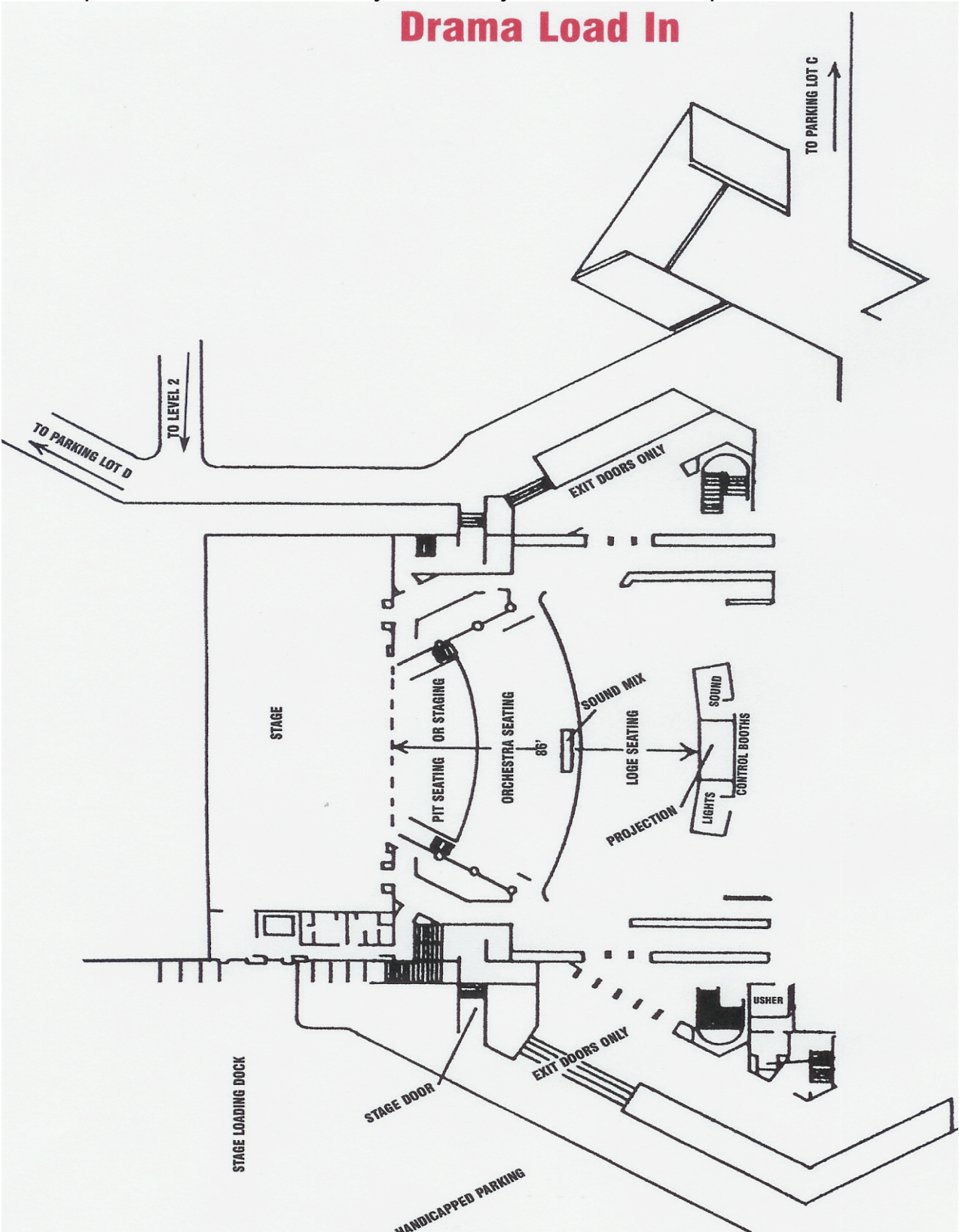
Generally, lots B and A are the last to fill, but require more time spent on foot to get to the Auditorium as they are located further away from the Public Affairs Center.

Parking Lot Distances

Parking Lots	Distance to Public Affairs Center (PAC)	Average Walking Time to PAC
A	975 feet	5 minutes
B	900 feet	4 minutes
C	600 feet	3 minutes
D	600 feet	3 minutes
E	400 feet	2 minutes
F	750 feet	3 ½ minutes
I	850 feet	3 ¾ minutes

TRUCK UNLOADING For Drama Competition Only -Trucks should be parked in **Lot I** until they are ready to unload for a performance.

Drama Load In



2016 DRAMA PERFORMANCE SCHEDULE

PUBLIC AFFAIRS CENTER – SANGAMON AUDITORIUM

(#9 on the UIS Map)

Friday, April 1, 2016

SESSION ONE--FRIDAY MORNING

8:30 a.m. PLAY 1

9:45 a.m. PLAY 2

11:00 a.m. PLAY 3

SESSION TWO--FRIDAY AFTERNOON

1:30 p.m. PLAY 1

2:45 p.m. PLAY 2

4:00 p.m. PLAY 3

SESSION THREE--FRIDAY EVENING

6:30 p.m. PLAY 1

7:45 p.m. PLAY 2

9:00 p.m. PLAY 3

Saturday April 2, 2016

SESSION FOUR--SATURDAY MORNING

8:30 a.m. PLAY 1

9:45 a.m. PLAY 2

11:00 a.m. PLAY 3

NOTE: All Drama directors please meet in Sangamon Auditorium at approximately 1:15 p.m. (or as soon as the last Group Interp & Contest Play have concluded) on Saturday April 2nd for awards directions and announcement of the state final champion to prepare for the final award performance.

DRAMA UNLOADING SCHEDULE AND INSTRUCTIONS

Qualifying schools will have 15 minutes (timed) available to set and to record light cues during the load in times as noted below. Schools will also have usual set up times prior to your performance to finish setting light cues.

At the completion of each show, the sets, props, etc. of that show must be moved quickly across the strike line on stage right. All set pieces should be through the garage door within 5 minutes. The truck is then removed from the dock to Lot I before the start of the next show. The next truck should move into the dock area to be ready to receive its sets.

FAILURE TO COMPLY WITH THIS PROCEDURE IS THE MAJOR REASON FOR TOURNAMENT DELAYS. Truck loading, set-up, and strike should be practiced. Cooperation is needed to avoid any time restrictions. The Tournament is on a rigid time schedule - - Organization and courtesy is crucial. Time is lost when trucks are not ready at the loading docks to load or to unload. PLEASE practice backing up your truck so that there can be two trucks ready at the loading dock. Performing groups shall have a total maximum of fifteen (15) minutes elapsed time in which to unload their vehicle(s) and store their entire set in a designated storage area. Any group exceeding this time limit shall automatically be dropped one (1) rank per judge per 30 seconds overtime. If needed, groups will be allowed five (5) minutes after the set strike to move their set from the strike area to the designated loading area. Any group exceeding this time limit shall automatically be dropped one (1) rank per judge per 30 seconds overtime.

After each school's strike, the school will be allowed 5 minutes to move the set over the line and through the garage door (for safety, if needed). If a school violates the time, judges will be advised that your lateness has caused the next show to be late. Judges will be informed of the cause of any show's delays.

FRIDAY – APRIL 1 SESSION ONE

- 7:00 a.m. There will be a Directors' Meeting (morning directors only) with contest personnel and stage managers (stage right).
- 7:15 a.m. Play 3 (11:00 a.m. Performance) Unloads
Play 1 (8:30 a.m. Performance) Sets light and sound cues
- 7:30 a.m. Play 2 (9:45 a.m. Performance) Unloads-leave truck at dock
Play 3 (11:00 a.m. Performance) Sets light and sound cues
- 7:45 a.m. Play 1 (8:30 a.m. Performance) Unloads-leave truck at dock
Play 2 (9:45 a.m. Performance) Sets light and sound cues
- 8:00 a.m. Stage cleared except for personnel of Play 1

Warning: Directors must unload at the specified time. No unloading is allowed on Thursday evening.

FRIDAY – APRIL 1 SESSION TWO

- 12:00 Noon There will be a Directors' Meeting (afternoon directors only) with contest personnel and stage managers (stage right).
- 12:15 p.m. Play 3 (4:00 p.m. Performance) Unloads
Play 1 (1:30 p.m. Performance) Sets light and sound cues
- 12:30 p.m. Play 2 (2:45 p.m. Performance) Unloads-leave truck at dock
Play 3 (4:00 p.m. Performance) Sets light and sound cues
- 12:45 p.m. Play 1 (1:30 p.m. Performance) Unloads-leave truck at dock
Play 2 (2:45 p.m. Performance) Sets light and sound cues
- 1:00 p.m. Stage Clear except for personnel of Play 1

FRIDAY – APRIL 1 SESSION THREE

- 5:00 p.m. There will be a Directors' Meeting (evening directors only) with contest personnel and stage managers (stage right).
- 5:15 p.m. Play 3 (9:00 p.m. Performance) Unloads
 Play 1 (6:30 p.m. Performance) **Sets light and sound cues**
- 5:30 p.m. Play 2 (7:45 p.m. Performance) Unloads-leave truck at dock
 Play 3 (9:00 p.m. Performance) **Sets light and sound cues**
- 5:45 p.m. Play 1 (6:30 p.m. Performance) Unloads-leave truck at dock
 Play 2 (7:45 p.m. Performance) **Sets light and sound cues**
- 6:00 p.m. Stage Clear except for personnel of Play 1

SATURDAY – APRIL 2 SESSION FOUR

- 7:00 a.m. Mandatory Directors' Meeting (morning directors only) with contest personnel - stage manager's console (stage right).
- 7:15 a.m. Play 3 (11:00 a.m. Performance) Unloads
 Play 1 (8:30 a.m. Performance) **Sets light and sound cues**
- 7:30 a.m. Play 2 (9:45 a.m. Performance) Unloads-leave truck at dock
 Play 3 (11:00 a.m. Performance) **Sets light and sound cues**
- 7:45 a.m. Play 1 (8:30 a.m. Performance) Unloads-leave truck at dock
 Play 2 (9:45 a.m. Performance) **Sets light and sound cues**
- 8:00 a.m. Stage Clear except for personnel of Play 1

Warning: Directors must unload at the specified time. No unloading is allowed on Friday evening.

UNLOADING SCHEDULE AND INSTRUCTIONS CONTINUED

All plays designated NUMBER ONE PLAYS should place their sets in the designated area by the loading dock door until all groups have set their lighting cues. The set-up will begin immediately after cues are finished. Each session will begin on time.

All plays designated as NUMBER TWO PLAYS should place their sets in the designated area **backstage center**.

All plays designated as NUMBER THREE PLAYS should place their sets in the designated **area upstage**.

The timed set-up will begin from the designated placement of the sets in their storage areas. **Sets must fit within the designated areas. All areas measure at least 30' x 18'.**

MISCELLANEOUS IHSA STATE FINALS DRAMA INFORMATION

1. One state tournament committee member will be backstage at all times to assist in any way possible.
2. Unloading times will be strictly adhered to. If a school is not there to unload its set at its scheduled time, the next school will unload and the tardy school will have to wait until the end of that unloading period.
3. Fire Policy: No flames, fireworks, or pyrotechnics may be used. No scenery, props or platforms can cross the fire curtain line so as to prevent its full operation.
4. The pit area will be lowered a foot and is NOT available as an acting area.
5. There is no public videotaping, photography, or recording allowed in Sangamon Auditorium.
6. REMINDER! Make-up and Dressing Rooms are your homerooms. All costumes and make-up should be taken into these areas during the unloading period. There is access to these rooms during performances.
7. When a show is in progress in Sangamon Auditorium, directors are responsible for maintaining QUIET in the Dressing Rooms.
8. One person should be left to "watch over" any costumes and personal items left in the Dressing Room. It is not possible to provide security for any dressing areas.
9. Each school is to clean-up the Dressing Room assigned to it at the conclusion of its performance. The Dressing Room should be left in the same condition in which it was found.
10. Remind everyone to keep areas clean and be polite and professional throughout the entire tournament.

SANGAMON AUDITORIUM INFORMATION

Sangamon Auditorium
University of Illinois at Springfield
One University Plaza, MS PAC 397
Springfield, Illinois 62703-5407
Phone: (217) 206-6150
Fax: (217) 206-6391

House Capacity:
Lower Orchestra 66*
Orchestra 425
Loge 595
Mezzanine 564
Balcony 368 (*Balcony will not be open for seating*)
Total Seats 2,018

**These seats available when Orchestra Lift is at house level*

Auditorium Staff

Auditorium Director: Mr. Robert Vaughn
Event Coordinator & State Final Site Coordinator – Elise Robertson
Technical Director: Wes Abbott

STAGE REGULATIONS

1. No major scenic building or painting will be allowed in the Auditorium or on stage.
2. Nothing is to be nailed, taped, glued, pinned or attached in any way to any curtain, floor, wall, orchestra shell or ceiling. Glitter that does not readily adhere on the face, hair, costume or body is not allowed. Glitter may only be used if laminated or sealed. Sequins not firmly attached to costumes are expressly forbidden.
3. Scenery and properties must be fireproofed before they are brought into the University Auditorium. Open flames will not be permitted. Scenery must pass the open-match test, as set forth in the Chicago Fire Code.

DRESSING ROOMS

All dressing rooms have lighted mirrors, showers, makeup area, clothes racks and toilet facilities. All dressing rooms are accessed stage right. The rooms 3 & 4 - lower level will accommodate 1-6 persons each and are carpeted and equipped with sleeper sofa and easy chair. These rooms will be combined for one performance group. Rooms 5 & 6 - lower level chorus rooms accommodate approximately 20 people each. Dressing rooms will be assigned on Thursday, March 31st based on qualifying cast size.

TECHNICAL SPECIFICATIONS

Sangamon Auditorium - Drama

Stage Dimensions

- ❖ The actual playing space will be 24' deep by 40' wide
- ❖ Masking can be pulled in to approximately 30' in width
- ❖ Proscenium - 52'-60' wide x 30' high
- ❖ Proscenium to up stage wall - 47' 6"
- ❖ Proscenium to up stage edge of orchestra pit - 6' 6"
- ❖ Proscenium to down stage edge of orchestra pit - 20' 7"
- ❖ Stage right wing - 16' wide x 47' 6" long
- ❖ Stage left wing - 36' wide x 47' 6" long
- ❖ Approximately 15' wide x 30' long taken for orchestra shell storage
- ❖ Wing to wing - 114'
- ❖ Height of stage - 3' 6"
- ❖ Grid - 63' 8" total, 62' clear
- ❖ Locking and pin rails stage right - 29' above stage
- ❖ Pin rail stage left - 39' above stage
- ❖ Counter weight house - 55 pipes, 63' long
- ❖ All pipes operated stage right only
- ❖ Grand drapes and grand teaser can be operated from stage level

Drapes

- ❖ Grand Drape - Red velour, flies and runs
- ❖ Grand Teaser - Flies only
- ❖ Travelers – 2 54' wide x 30' high, line sets 18 & 40, black velour, fullness sewn
- ❖ Swivel legs 6 10' wide x 32' high, fullness tied in, line sets 5, 15, 27, 35, 47, 52
- ❖ Borders - 6 - 60' wide x 12' high, line sets 4, 14, 26, 32, 39, 50
- ❖ White scrim
- ❖ Black filled scrim
- ❖ White sky cyclorama (flat) 62' wide x 28' high

Load-in Dimensions-Dock Height to Theatre

- ❖ 2 up stage right @ 8' wide x 10'8" high
- ❖ 3'6" above pavement
- ❖ Door #1 loads straight onto stage
- ❖ Door #2 can handle only low (7') loads (routes through cargo elevator)

Freight Elevator Dimensions

84" tall x 118" wide

Set Storage Dimensions

30' x 18'

SOUND INFORMATION

Schools are welcome to use the UIS sound system and its resources located at the rear of house. Schools are also welcome to bring your own sound system pending approval of the technical director. Certain restrictions may apply. You may plug your system in the outlets located on stage.

SOUND REINFORCEMENT AUDIO SPECIFICATIONS

A two-way active central cluster approximately 27' above and 5' downstage of proscenium and stereo three-way floor speaker system located on stage level (left and right wings).

Communication System

Clear Com is available throughout the auditorium as follows:

1 stage left and stage right both wired with a 50 foot cord which should allow for a person to be behind set center stage.

2 in lighting booth and 1 in sound booth.

Sound Mix Positions

Sound Booth, Loge Level, and a 150' snake run, approximately 90' from proscenium line.

Sound Booth is not isolated from house. Entire front of booth opens to house.

SYSTEM BREAKDOWN

Miscellaneous

1 - 24x4 house snake

1 - Tascam CD 301 CD player

SAFETY CHECK

Each school may call for a safety check after its set is up. However, this check should be made only if there is a possibility of a failure in the UIS power source or if there is the possibility of danger to the general welfare of the cast, crew or audience. This check may only be called by the director of the show or by the Sangamon Auditorium Technical Director.

The safety check cannot be used to move props, readjust lights or sound levels, or do anything that relates to the set-up of the play. If a power failure occurs or a dangerous situation arises, the IHSA State Final Committee members and Sangamon Auditorium Technical Director will decide the necessary course of action.

Following this non-timed check, the set-up timing watches will be started again to permit the stage crew to make further adjustments within the time limit.

ADDED NOTE

Please practice set-up, striking and re-packing scenery trucks under timed conditions. A great deal of damage can be done to the stage floor by groups hurriedly scooting set pieces offstage, even when there is adequate time and personnel to carry pieces off. You may want to consider castors or wagons to move your set pieces more safely, quickly, and efficiently.

THE SANGAMON AUDITORIUM HOUSE AND STAGE MANAGERS RESERVE THE RIGHT TO STOP A SETUP OR TEAR DOWN AT ANY TIME FOR DAMAGING SITUATIONS OR DANGEROUS PRACTICES



SPECIAL RULES AND LIMITATIONS

Drama

1. In Dramatics, performing groups shall have a maximum of **twenty minutes** elapsed time in which to **both set up** and to **strike** their staging and set. Set-up and strike time shall include any adjustment to and any addition to or removal of lighting instruments. Any group exceeding this time limit shall automatically be dropped one rank for each 30 seconds of overtime.
2. To allow the State Drama Champion an opportunity to perform at awards, the first place award winning show will set up at 1:30 p.m. on Saturday behind the Grand Drape. The performance shall begin immediately after the Group Interpretation State Champion Performance and the Awards Ceremony will follow.
3. The Director must notify the onstage timers when the set-ups and strikes begin and end.
4. No University of Illinois at Springfield equipment may be used unless otherwise noted on the technical information pages.
5. NO RUNNING during set-up or strike. Shoes must be worn at all times.
6. Each school is responsible for the security of its own property. UIS, IHSA, or any personnel involved with the management and operation of the tournament may not be held responsible for lost or stolen items.
7. Each school is responsible for the clean-up of its own areas, (set storage areas, stage, and dressing rooms). Brooms can be provided.
8. Be courteous and polite to all working staff. It takes many hands to assist with a tournament of this magnitude and we understand that competition can create a sense of nervousness for all, however we ask that all IHSA member schools show UIS and all volunteers and workers that we appreciate the opportunity to perform at UIS.
9. The Tournament shall be run under the terms and conditions of the IHSA. Please refer to your IHSA speech manual for specific tournament rules.
10. The Grand Drape will only be used for masking. All masking, including positioning of the grand drape, will take place once setup is complete.

CHANNELS TO AREAS

41	45	49	53	57
21	25	29	33	37
1	5	9	13	17

WARM WASH CHANNELS

42	46	50	54	58
22	26	30	34	38
2	6	10	14	18

COOL WASH CHANNELS

43	47	51	55	59
23	27	31	35	39
3	7	11	15	19

DOWN
CHANNELS

44	48	52	56	60
24	28	32	36	40
4	8	12	16	20

BACK CHANNELS

SANGAMON AUDITORIUM LIGHTING PLOT

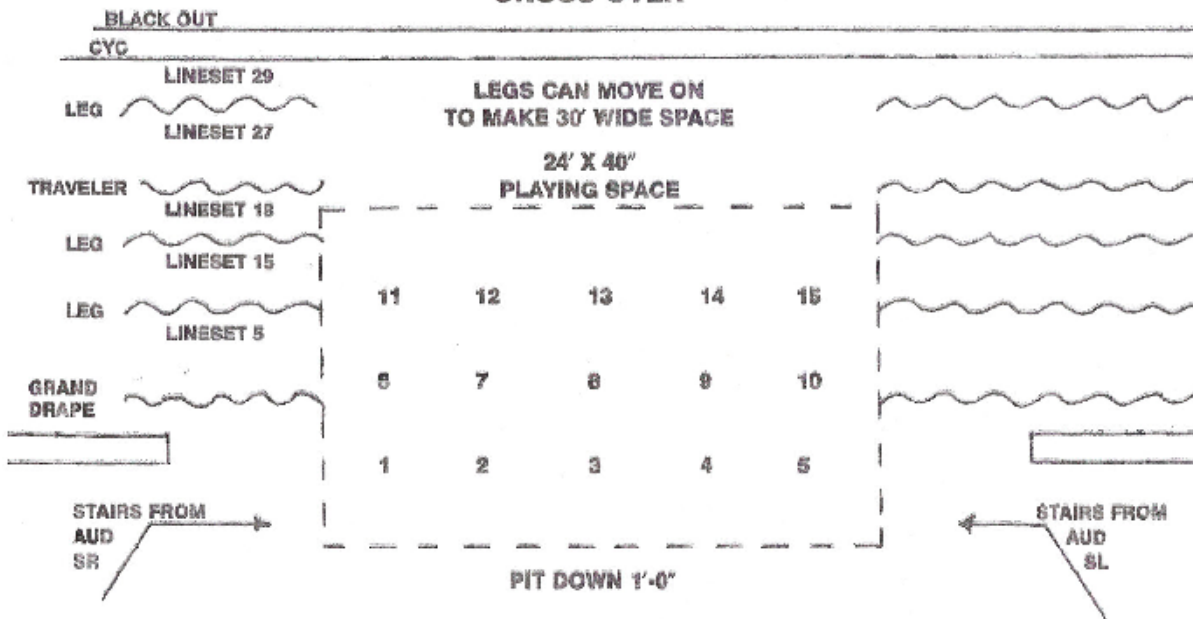
Instrument Schedule

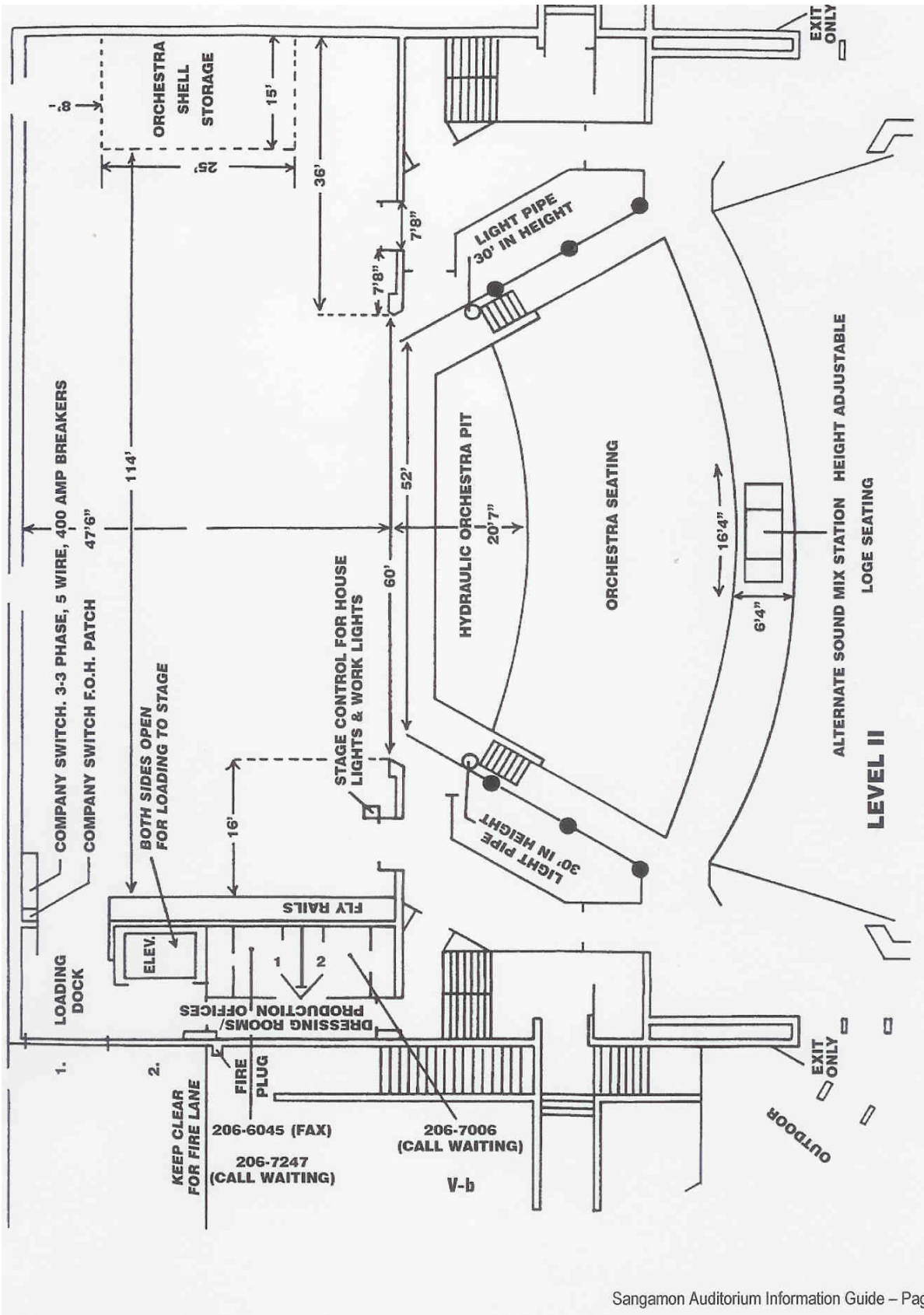
CHANNEL	INSTRUMENT	AREA	COLOR	NOTES	LOCATION
1	S4 19 DEGREE	1	R03	WARM WASH	3rd catwalk
2	S4 19 DEGREE	1	R65	COOLWASH	3rd catwalk
3	8" FRESNEL	1	R54	DOWN	1st catwalk
4	S4 36 DEGREE	1	R09	BACK	1st elec
5	S4 19 DEGREE	2	R03	WARM WASH	3rd catwalk
6	S4 19 DEGREE	2	R65	COOLWASH	3rd catwalk
7	8" FRESNEL	2	R54	DOWN	1st catwalk
8	S4 36 DEGREE	2	R09	BACK	1st elec
9	S4 19 DEGREE	3	R03	WARM WASH	3rd catwalk
10	S4 19 DEGREE	3	R65	COOLWASH	3rd catwalk
11	8" FRESNEL	3	R54	DOWN	1st catwalk
12	S4 36 DEGREE	3	R09	BACK	1st elec
13	S4 19 DEGREE	4	R03	WARM WASH	3rd catwalk
14	S4 19 DEGREE	4	R65	COOLWASH	3rd catwalk
15	8" FRESNEL	4	R54	DOWN	1st catwalk
16	S4 36 DEGREE	4	R09	BACK	1st elec
17	S4 19 DEGREE	5	R03	WARM WASH	3rd catwalk
18	S4 19 DEGREE	5	R65	COOLWASH	3rd catwalk
19	8" FRESNEL	5	R54	DOWN	1st catwalk
20	S4 36 DEGREE	5	R09	BACK	1st elec
21	S4 19 DEGREE	6	R03	WARM WASH	2nd catwalk
22	S4 19 DEGREE	6	R65	COOLWASH	2nd catwalk
23	8" FRESNEL	6	R54	DOWN	1st elec
24	S4 36 DEGREE	6	R09	BACK	2nd elec
25	S4 19 DEGREE	7	R03	WARM WASH	2nd catwalk
26	S4 19 DEGREE	7	R65	COOLWASH	2nd catwalk
27	8" FRESNEL	7	R54	DOWN	1st elec
28	S4 36 DEGREE	7	R09	BACK	2nd elec
29	S4 19 DEGREE	8	R03	WARM WASH	2nd catwalk
30	S4 19 DEGREE	8	R65	COOLWASH	2nd catwalk
31	8" FRESNEL	8	R54	DOWN	1st elec
32	S4 36 DEGREE	8	R09	BACK	2nd elec
33	S4 19 DEGREE	9	R03	WARM WASH	2nd catwalk
34	S4 19 DEGREE	9	R65	COOLWASH	2nd catwalk
35	8" FRESNEL	9	R54	DOWN	1st elec
36	S4 36 DEGREE	9	R09	BACK	2nd elec
37	S4 19 DEGREE	10	R03	WARM WASH	2nd catwalk
38	S4 19 DEGREE	10	R65	COOLWASH	2nd catwalk
39	8" FRESNEL	10	R54	DOWN	1st elec
40	S4 36 DEGREE	10	R09	BACK	2nd elec
41	S4 19 DEGREE	11	R03	WARM WASH	1st elec
42	S4 19 DEGREE	11	R65	COOLWASH	1st elec
43	8" FRESNEL	11	R54	DOWN	2nd elec

44	S4 36 DEGREE	11	R09	BACK	3rd elec
45	S4 19 DEGREE	12	R03	WARM WASH	1st elec
46	S4 19 DEGREE	12	R65	COOLWASH	1st elec
47	8" FRESNEL	12	R54	DOWN	2nd elec
48	S4 36 DEGREE	12	R09	BACK	3rd elec
49	S4 19 DEGREE	13	R03	WARM WASH	1st elec
50	S4 19 DEGREE	13	R65	COOLWASH	1st elec
51	8" FRESNEL	13	R54	DOWN	2nd elec
52	S4 36 DEGREE	13	R09	BACK	3rd elec
53	S4 19 DEGREE	14	R03	WARM WASH	1st elec
54	S4 19 DEGREE	14	R65	COOLWASH	1st elec
55	8" FRESNEL	14	R54	DOWN	2nd elec
56	S4 36 DEGREE	14	R09	BACK	3rd elec
57	S4 19 DEGREE	15	R03	WARM WASH	1st elec
58	S4 19 DEGREE	15	R65	COOLWASH	1st elec
59	8" FRESNEL	15	R54	DOWN	2nd elec
60	S4 36 DEGREE	15	R09	BACK	3rd elec
61	STRIP	CYC	R26	CYC	4th elec
62	STRIP	CYC	L119	CYC	4th elec
63	STRIP	CYC	R321	CYC	4th elec
100	S4 19 DEGREE	SPECIAL	NC	Stage Right	2nd Catwalk
101	S4 19 DEGREE	SPECIAL	NC	Center Stage	2nd Catwalk
102	S4 19 DEGREE	SPECIAL	NC	Stage Left	2nd Catwalk
103	S4 19 DEGREE	SPECIAL	NC	Stage Right	3rd Catwalk
104	S4 19 DEGREE	SPECIAL	NC	Center Stage	3rd Catwalk
105	S4 19 DEGREE	SPECIAL	NC	Stage Left	3rd Catwalk
	120 Power				
	DS Wall L/R	Multi boxes	20 amp		
	US Wall	2 Single Plug	20 amp	Same Circuit	

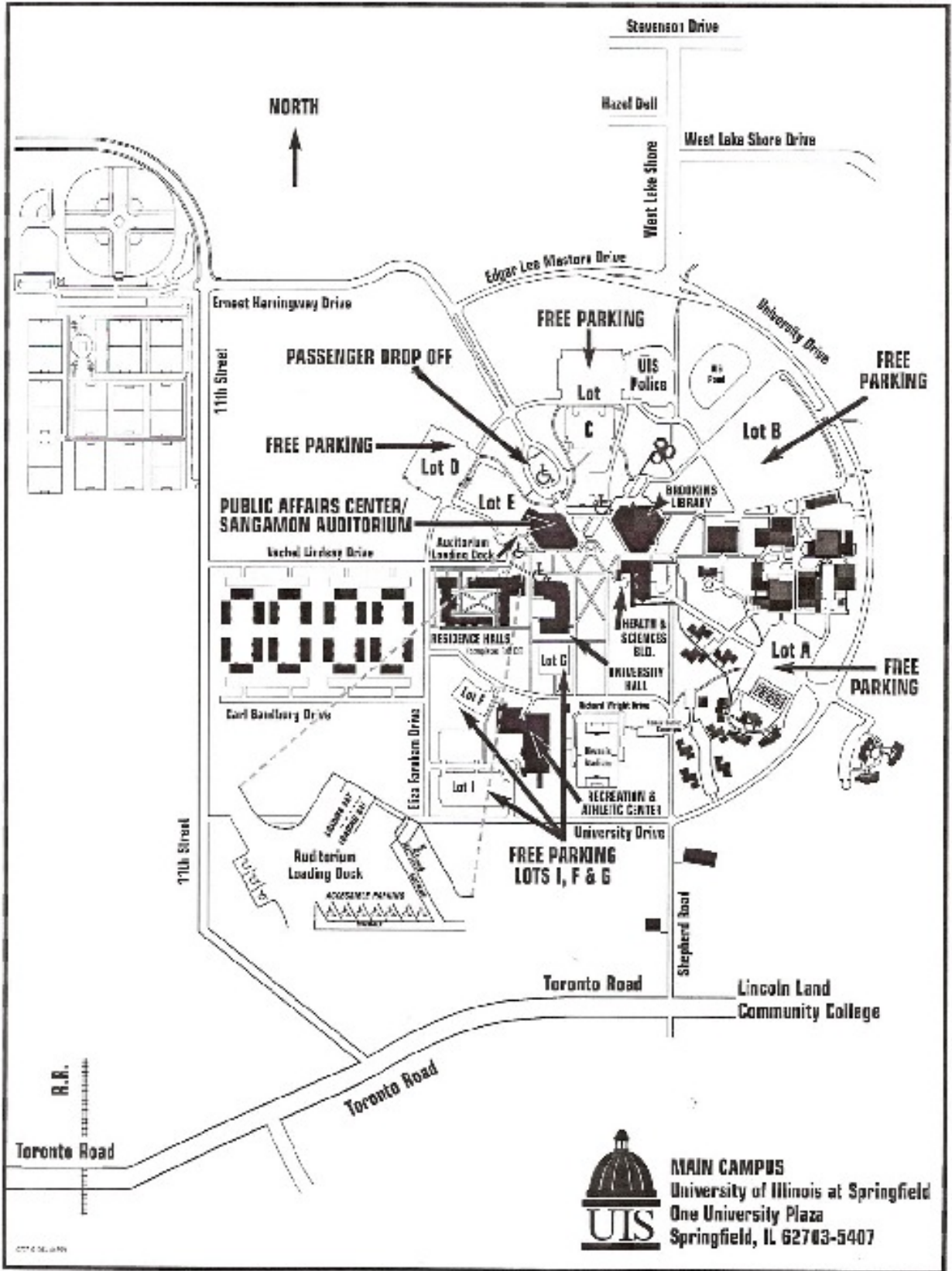


CROSS OVER





Sangamon Auditorium Information Guide – Page



MAIN CAMPUS
 University of Illinois at Springfield
 One University Plaza
 Springfield, IL 62703-5407

2016 GROUP INTERPRETATION PERFORMANCE SCHEDULE

PUBLIC AFFAIRS CENTER – STUDIO THEATRE (#9 on the UIS Map)

PRELIMINARY PERFORMANCE TIMES Friday, April 1, 2016

Group A

Group B

SESSION 1

SESSION 3

1. 8:00 GI 1
2. 8:40 GI 2
3. 9:20 GI 3
4. 10:00 GI 4
5. 10:40 GI 5

2:45 GI 10
3:25 GI 11
4:05 GI 12
4:45 GI 13
5:25 GI 14

SESSION 2

SESSION 4

6. 11:50 GI 6
7. 12:30 GI 7
8. 1:10 GI 8
9. 1:50 GI 9

6:40 GI 15
7:20 GI 16
8:00 GI 17
8:40 GI 18

FINAL PERFORMANCE TIMES Saturday, April 2, 2016

8:30 a.m. Group Interpretation 1

9:20 a.m. Group Interpretation 2

10:10 a.m. Group Interpretation 3

11:00 a.m. Group Interpretation 4

11:50 a.m. Group Interpretation 5

12:40 p.m. Group Interpretation 6

(1:30 p.m. Performance 7 if ties)

NOTE: ALL FINAL ROUND GROUP INTERPRETATION DIRECTORS – Please meet in Sangamon Auditorium at approximately 1:15 p.m. (or as soon as the last Group Interp & Contest Play have concluded) on Saturday, April 2 for awards direction and announcement of the state final champion to prepare for the final award performance.

GROUP INTERPRETATION UNLOADING SCHEDULE AND INSTRUCTIONS

Preliminaries Friday, April 1, 2016

SET UNLOADING: Sets should be unloaded into the Public Affairs Center before the start of the performance session. **Sets may be unloaded at the Teardrop entrance into the PAC building from 6:00 p.m. – 7:00 p.m. on Thursday March 31, or from 6:30 a.m. – 7:30 a.m. on Friday morning. All set pieces should be able to fit through a standard door (30" x 83").** Center bars cannot be removed. Your set must be struck when your performance is completed, and taken from the building or returned to your assigned storage area. No painting, major construction, etc. may be done in the storage or performance area. Groups will be allowed five (5) minutes to move their set from the backstage entrance to the strike line. Set pieces are only allowed behind the designated strike line as determined by the contest management. Any group exceeding this time limit shall automatically be dropped one (1) rank per judge per 30 seconds overtime.

GROUP INTERPRETATION DIRECTORS MEETING :GROUP A: A mandatory directors' meeting for all performances in Group A will be held at 7:30 a.m. on Friday April 1, 2016. A director from each show in Group A **MUST** attend this meeting. **Directors should bring five copies of the Group Interp. Cast Sheet (showing performers' CLOSING positions and names) to this meeting.** At this time, the Cast Sheets will be turned in to the room chair, and directors will tell the room chair what the cues are for the opening and closing of their shows.

GROUP INTERPRETATION DIRECTORS MEETING: GROUP B: A mandatory directors' meeting for all performances in Group B will be held at 1:50 p.m. on Friday April 1, 2016. A director from each show in Group A **MUST** attend this meeting. **Directors should bring five copies of the Group Interp. Cast Sheet (showing performers' CLOSING positions and names) to this meeting.** At this time, the Cast Sheets will be turned in to the room chair, and directors will tell the room chair what the cues are for the opening and closing of their shows.

***The storage area for all set will be in the Brookens Concourse and the North Concourse.**

***The holding area for all sets will be in the hallway just off stage left.**

All Group Interps should bring any materials for their performances (stools, music stands, ladders, platforms, etc.) to the performance holding area (hallway stage left) no later than one-half hour before the starting time in which they perform. **The five schools performing in Group A - Session One on Friday morning MUST unload their materials Thursdays between 6-7:00 p.m. or Friday between 6:30-7:30 a.m.** Any school arriving later than the published unloading time must check with tournament staff for a time to unload.

Set timing will start once all pieces are placed around the perimeter of the performance space and upon a signal from the director.

Sets should be loaded directly to the perimeter. Time for set up will begin immediately thereafter. No acoustic checks can be done outside of the setup time. **The clock may not be stopped during set up or strike time unless the room chairperson sees a safety issue.**

Strike time will end when all pieces are returned to the upstage setup/strike area.

IMMEDIATELY after the conclusion of each individual Group Interpretation performance, the set must be taken to the back hallway. The next group will be bringing in their set as your set is cleared. The materials should be returned to the holding area in Brookens Concourse or the North Concourse after the next group brings their set into the theatre.

IHSA MISCELLANEOUS GROUP INTERPRETATION INFORMATION

SCENERY LOAD-IN

Unload at the Teardrop entrance. You may not pull cars or trucks onto any sidewalks. Please refer to Parking Instructions p. 5 and p. 11 for detailed parking instructions. There is no Loading Dock available for GI.

Set storage for GI will be as follows: Show 1 – in the studio theatre; Show 2 in the hall stage left. The remainder of the shows may leave their sets in their designated holding areas in the North Concourse or Brookens Concourse.

Load Out – All set pieces exit Stage Right and move to holding area in the hallway directly behind the performance space. Once the next show loads in, the outgoing show strikes out the hallway toward conference rooms C & D.

Set Storage Areas – North Concourse & Brookens Concourse; **Spaces will be 6 feet by 18 feet (ceiling heights in 18 ft).**

All scenery must fit through a 51” x 83” door.

Directors and casts may view the GI performing and homeroom areas **Thursday March 31, 2016 between 6:00-7:00 p.m.** Each group shall be allowed to enter the performance area and do a brief sound check at this time, provided a state committee member is present.

STUDIO THEATRE INFORMATION

PUBLIC AFFAIRS CENTER (PAC) - Studio Theatre
University of Illinois at Springfield
One University Plaza, MS PAC 397
Springfield, Illinois 62703-5407
Phone: (217) 206-6150
Fax: (217) 206-6391

House Capacity:

Studio Theatre houses approximately 130 seats on the floor. There are an additional 146 seats available in the balcony. *We ask that seating is allowed first for fans of the performing show.*

STAGE

Performance area is a 23' across by 20' deep area.

HOUSE CURTAIN – None STAGE DRAPES - None

LIGHTING – Standard house lighting

SOUND EQUIPMENT

Schools must provide their own equipment. Please bring plenty of extension cords.

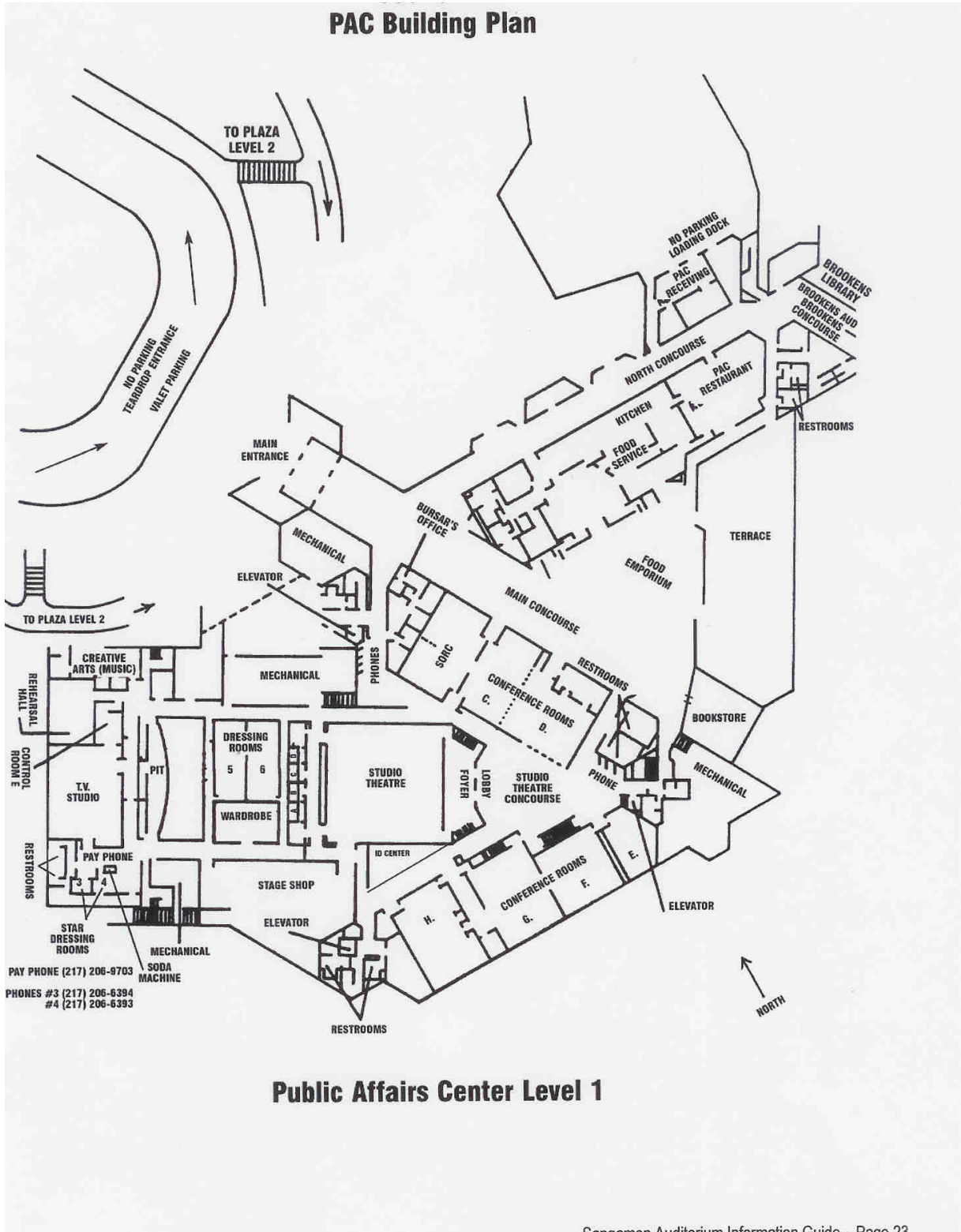
Studio Theatre Staff

Auditorium Director: Mr. Robert Vaughn

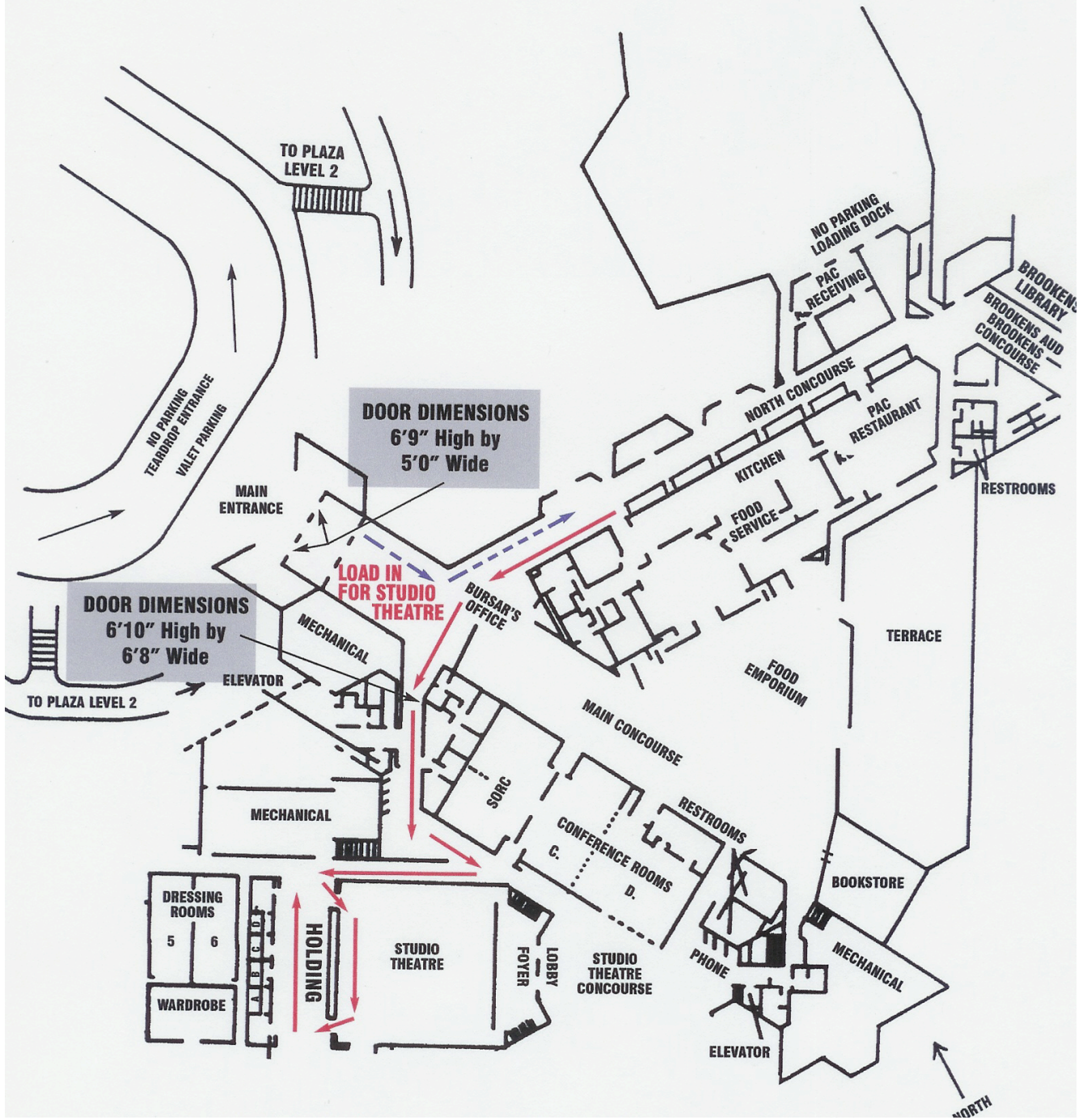
Event Coordinator & State Final Site Coordinator – Elise Robertson

Director of Stage Services: Wes Abbott

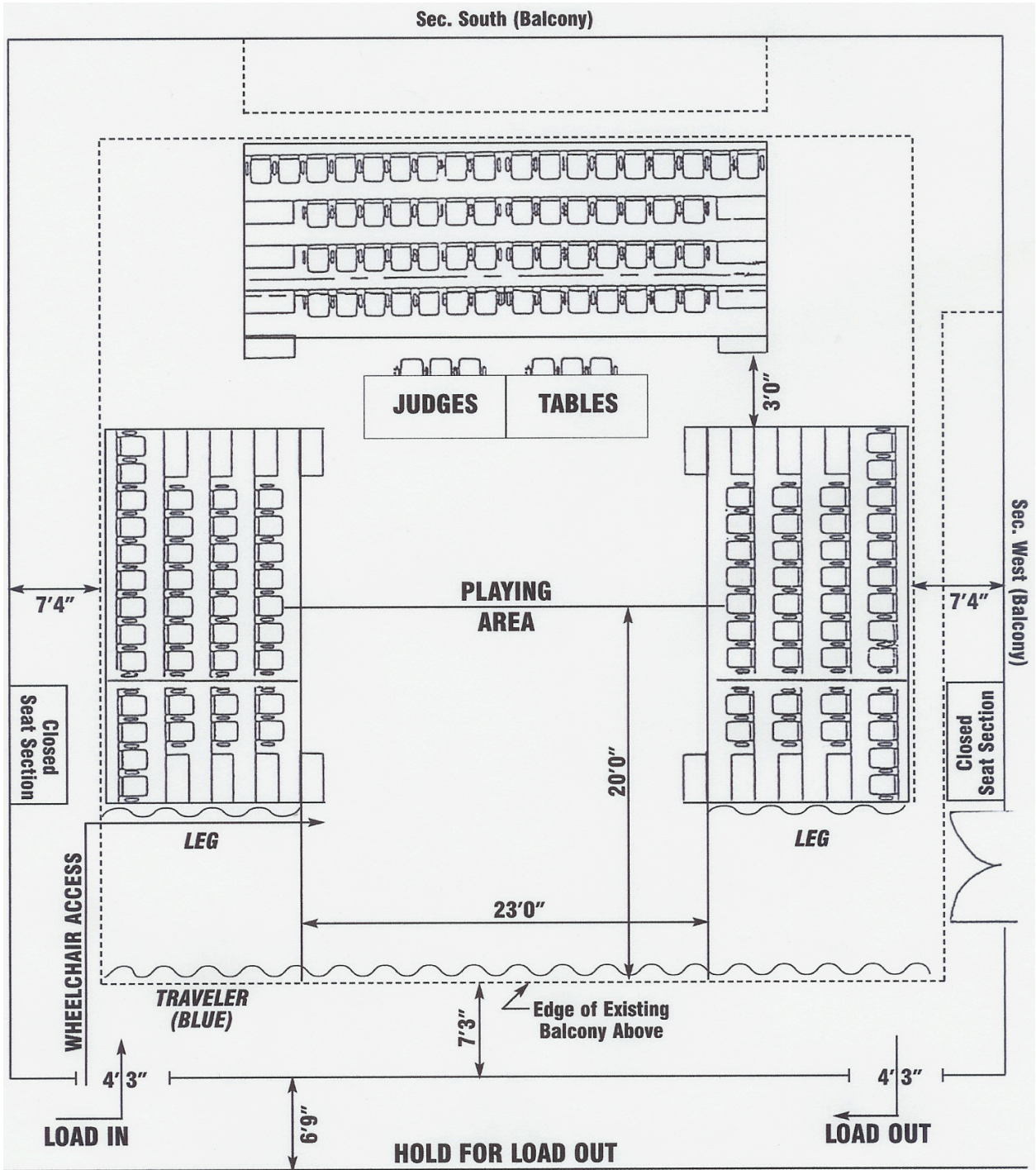
GROUP INTERP PERFORMANCE & HOME ROOM SPACES



Group Interpretation Load In



GROUP INTERP PERFORMANCE & SEATING SPACE & SET HOLDING AREA



NOT TO SCALE

UIS Food Services Available for the Tournament

www.uis.edu/foodservice

Capitol Perks—in the Sangamon Auditorium lobby



Lattes, espressos, Brevé coffees * Fruit smoothies, ice cream, & teas

Thursday, March 31, 8:00 a.m. – 7:00 p.m.

Friday, April 1, 8:00 a.m.–5:00 p.m.

Saturday, April 2, 8:00 a.m.–2:00 p.m.

Food Emporium—in Public Affairs Center Lower Level



Hot entrees and soups * Grilled-to-order sandwiches, fries, and sides

Salad bar * Pizzeria * Beverages * Grab-n-go snacks

Thursday, March 31, 7:30-8:00 p.m.

Friday, April 1, 7:30 a.m.–6:00 p.m.

Saturday, April 2, 8:00 a.m.–6:00 p.m.

Vending Machines—Throughout Campus

☛ UIS Food Services locations accept cash and Campus Cash only. No debit or credit cards.

Hotel Listing

Locations near University of IL Springfield

Baymont Inn – Exit Toronto Road off I 55
5817 South 6th Street
Springfield, IL 62703
217-529-6655

Days Inn – Exit Toronto Road off I 55
5970 South 6th Street
Springfield, IL 62703
217-529-1410

Comfort Inn & Suites
3675 South Sixth Street
Springfield, IL 62703
217-529-1821

Quality Inn & Suites
3442 Freedom Drive
Springfield, IL 62704-6516
217-787-2250

Hotels off Exit 94, I 55

Holiday Inn Express
3050 So. Dirksen Parkway
Springfield, IL 62703
217-529-7771

Microtel Inn & Suites
2636 Sunrise Drive
Springfield, IL 62703
217-753-2636

Country Inn & Suites
3092 Stevenson Drive
Springfield, IL 62703
217-544-5151

Candlewood Suites
2501 Sunrise Drive
Springfield, IL 62703
217-522-5100

Comfort Suites
2620 South Dirksen Parkway
Springfield, IL 62703
217-753-4000

Crowne Plaza Hotel
3000 South Dirksen Parkway
Springfield, IL 62703
217-529-7777

Drury Inn & Suites
3180 South Dirksen Parkway
Springfield, IL 62703
217-529-3900

Hampton Inn
3185 South Dirksen Parkway
Springfield, IL 62703
217-529-1100

Hilton Garden Inn
3100 South Dirksen Parkway
Springfield, IL 62703
217-529-7171

Residence Inn
2915 Stanford Avenue
Springfield, IL 62703
217-527-1100

Red Roof Inn
3200 Singer Avenue
Springfield, IL 62703
217-753-4302

Super 8 Lodge East
1330 South Dirksen Parkway
Springfield, IL 62703
217-528-8889

SPRINGFIELD RESTAURANTS

Applebee's

3335 Veteran's Pkwy.
217-698-0550

Baker's Square

3434 Freedom Drive
217-787-5555

Bob Evan's

4221 Conestoga Dr.
217-698-3800

Chili's

2891 Veteran's Pkwy.
217-546-8505

Lake Pointe Grill

1386 Toronto Road
217-953-4378

Red Robin

2881 S. Veteran's Pkwy.
217-546-8331

MCL Cafeteria

2151 West Wabash
217-787-8706

O'Charley's

4241 Conestoga Dr.
217-787-2809

Olive Garden

2991 S. Veterans Pkwy.
217-793-0318

Panera Bread

3019 South Dirksen
217-529-6200

TGI Fridays

2100 W. White Oaks
217-698-1900

Los Rancheros-Mexican Restaurant

3458 Freedom Dr.
217-698-6240

Head West Sub Shop

1124 West Jefferson
217-793-9107

Head West Sub Shop

1281 Toronto Rd.
217-585-7990

Bob Evans

3050 Stevenson Dr.
217-529-1909

Cracker Barrel

I-55 & Toronto Rd.
217-529-2290

Outback Steakhouse

3201 Horizon Dr.
217-523-2815

Red Lobster

2696 Dirksen Pkwy.
217-529-6900

Smokey Bones

2660 S. Dirksen Pkwy.
217-528-6410

Monical's Pizza

2640 Praire Crossing Drive
217-546-7258

Jimmy Johns

219 South 6th Street
217-525-8470

Jimmy John's

2925 W. Iles
217-546-9773

Head West Sub Shop

3311 Robbins Road
217-726-9202

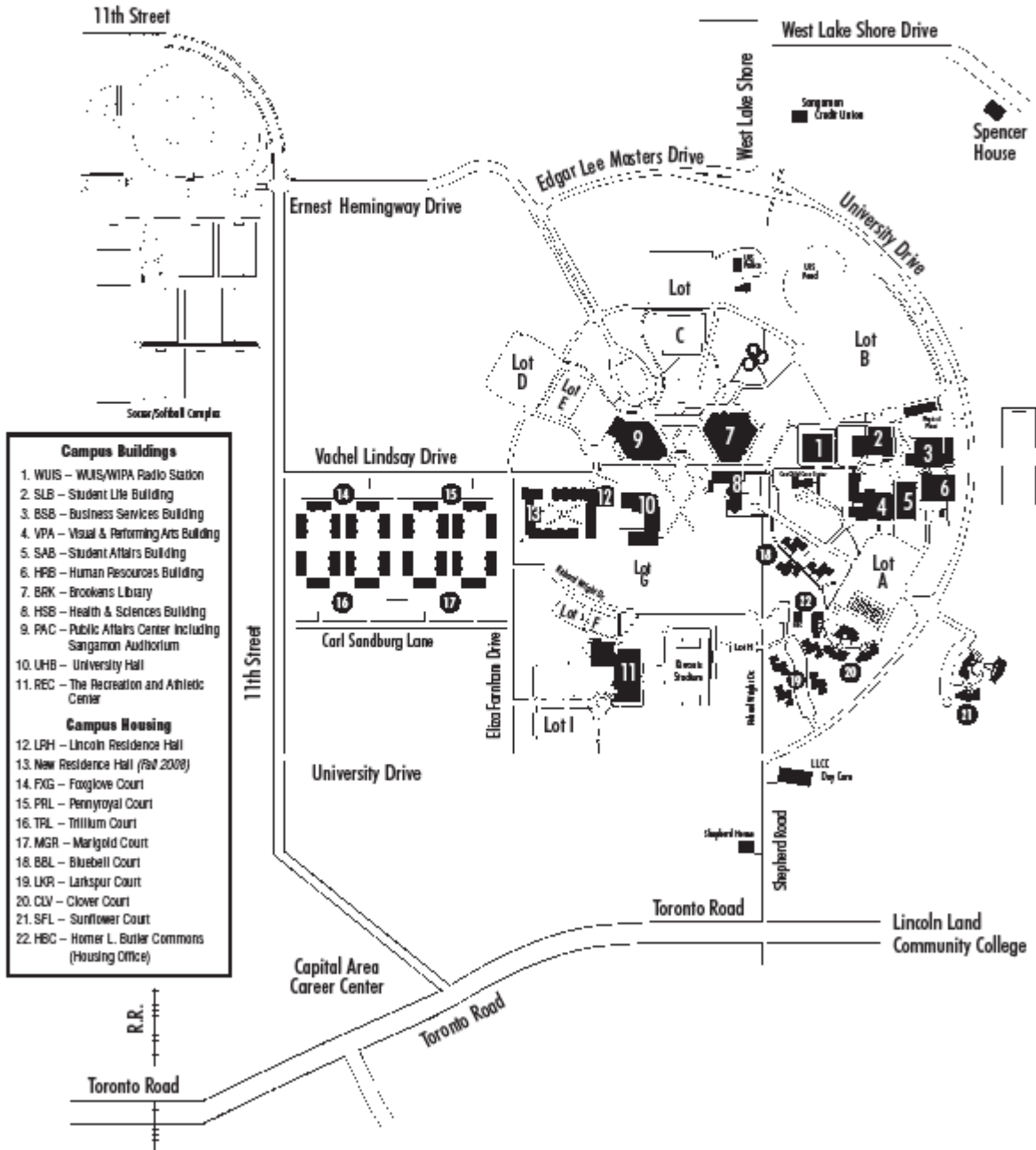
Luca Pizza

2937 W Iles Ave
217-787-8884



UNIVERSITY OF ILLINOIS AT SPRINGFIELD

Stevenson Drive



Driving Directions to Sangamon Auditorium

Southbound on I-55

Leave the interstate at the exit (#94) for Stevenson Drive. Turn right (west) at top of exit ramp, proceed through 2 traffic signals. At 3rd signal (intersection of Stevenson Drive and Taylor Avenue/West Lake Shore Drive), turn left (south) into West Lake Shore Drive and continue to the edge of the UIS campus. West Lake Shore Drive becomes Shepherd Road. Turn right at campus entrance (stop sign). Follow signs to Public Affairs Center.

Northbound on I-55

Leave the interstate at exit (#90) for Toronto Road. Turn right (east) at the top of exit ramp, proceed through small business area, go over a railroad crossing, past a Springfield Fire Dept. Station. Follow the roadway as it curves left and passes CACC (Capital Area Career Center). Following CACC's campus, turn left (north) into the 11th St. extension road. Any of the next three right turns will lead you to the UIS campus. Turn right (east) on Vachel Lindsay Drive and follow signs to the Public Affairs Center.

OR: Alternative route: when Toronto Road curves left and passes CACC, keep going ahead to the traffic light at the intersection with Shepherd Road (at the entrance to the Lincoln Land Community College campus); turn left (north) and proceed a short distance to the south edge of the UIS campus.

Westbound on US 36/72

At intersection with I-55, choose I-55 South, following it to Stevenson Drive exit (#94). Turn right (west) at top of exit ramp, proceed through 2 traffic signals. At 3rd signal (intersection of Stevenson Drive and Taylor Avenue/West Lake Shore Drive), turn left (south) into West Lake Shore Drive and continue to the edge of the UIS campus. West Lake Shore Drive becomes Shepherd Road. Turn right at campus entrance (stop sign). Follow signs to Public Affairs Center.

Eastbound on US 36/72

At intersection with I-55, choose I-55 North, following it to Stevenson Drive exit (#94). Turn right (west) at top of exit ramp, proceed through 2 traffic signals. At 3rd signal (intersection of Stevenson Drive and Taylor Avenue/West Lake Shore Drive), turn left (south) into West Lake Shore Drive and continue to the edge of the UIS campus. West Lake Shore Drive becomes Shepherd Road. Turn right at campus entrance (stop sign). Follow signs to Public Affairs Center.

OR:

Alternative route: Exit 36/72 by the exit ramp to 6th St. (north). At the first traffic light, turn right (east) onto Hazel Dell, which curves and becomes 11th Street. This goes over I-55 on a bridge, to a stoplight. Turn left at the light, it is again Hazel Dell and can be followed to West Lake Shore Drive (traffic light, small school bldg.) where you turn right (south) and reach the north boundary of UIS campus.

OR:

Proceed straight ahead through the traffic light at 11th /Hazel Dell; you are on the 11th St. extension. Follow roadway to a STOP sign, at intersection of 11th St. Extension and campus roadway called Ernest Hemingway Drive, where the University of Illinois at Springfield sign is (considered the main entrance to the campus); make a left turn into the boulevard roadway (Hemingway Drive). At the next STOP sign, you are at the edge of the UIS campus. If you proceed straight ahead - through 2 stop signs - you will approach the "teardrop" entrance to the PAC building.

From the City of Springfield to north edge of the UIS Campus:

Proceed south on South 6th Street (or South 11th) to south edge of town at Stevenson Drive. Turn left (east) on Stevenson and continue for about 1 1/2 miles to intersection with West Lake Shore Drive. (CVS Drug Store and Taco Bell are landmarks to look for.) Turn right (south) on West Lake Shore Drive, continue straight across country, to the edge of the UIS campus.

Alternate route from east side of town, via South Grand Avenue:

Depending upon the direction of travel, turn left/right onto Taylor Ave., from South Grand, proceed south on Taylor to the intersection with Stevenson Drive (at that location, Taylor becomes West Lake Drive on the other side. Then continue as described above straight to edge of UIS campus.

Alternate route from south edge of Springfield:

Proceed south on 6th Street, past the intersection with Stevenson Drive, and the intersection with St. Joseph St. At the next traffic light, turn left (east) onto Hazel Dell Rd. Follow it around curve (it becomes 11th St. there), over the I-55 bridge to next traffic light. Go straight ahead on 11th St. Extension, through a railroad crossing, to a 4-way stop sign. A UIS main entrance marker is at the intersection. Turn left (east) onto Hemingway Drive (a boulevard type roadway), to the next stop sign. Go straight ahead and then to the right for the Public Affairs Center.

OR: Turn left for all other locations, following the curving roadway through our campus.

* = At this intersection, a choice is available. Driver may turn left on Hazel Dell as it goes east, toward intersection with West Lake Shore Drive. Then a turn right (south) at that traffic light and follow W. Lake Shore Drive to the edge of the UIS campus.

*Additional Maps and Direction are available at
<http://www.visit-springfieldillinois.com/Contact/Staff.asp>*

