

# Specific Directions For Drawing Up Playing Schedule IHSA Boys Sectional Tennis Tournament

(16 or Less Entries)

## A. HOW TO MAKE THE DRAW FOR 16 OR LESS ENTRIES

When the number of players is a power of 2 they shall meet in even pairs in progressive elimination. When the number of players is not a power of 2 the first round will have byes for the purpose of bringing to the second round a full bracket of players. For example, with 10 players, 6 of the lines on a 16 draw sheet would be marked "bye" and the 6 players drawn opposite those lines would move right into the second round without playing a match, to be joined there by the two winners of first-round matches to make up an "even eight".

## B. WHERE THE BYES GO

They start at the extremes and work toward the middle. The first bye goes at the bottom, the second on the top, and so on in alternation. Byes are to be placed as shown on the Sample Draw Sheet for 16 or Less Entries. No seeded player may have a bye except as they occur in consequence of the prescribed pattern.

## C. SEEDING


Four or six players are to be seeded in singles and four or six teams are to be seeded in doubles. The No. 1 seed shall go on line 1, and the No. 2 seed shall go on line 16. The No. 3 seed shall go on line 12, and the No. 4 seed shall go on line 5.

After placing the No. 1 and No. 2 seeds in their proper position on the draw, the remaining seeded positions are to be drawn by lot. You then draw to determine whether No. 3 seed goes on line 5 or on line 12; then No. 4 seed gets the opposite position. You then draw to determine whether No. 5 seed goes on line 7 or on line 10; then No. 6 seed gets the opposite position. Remember that each seeded player drawn to a spot in the lower half of the draw is placed on the bottom line of whatever segment he draws. In the event that the No. 3, 4, 5 or 6 seed is from the same school as the No. 1 or No. 2 seed they should be placed in the opposite half of the bracket.

Please note that in accordance with VI-2-D of the Terms and Conditions that "If weather conditions do not permit a Sectional Tournament to be completed by Monday evening, May 22, the top four (4) seeded players in both singles and doubles shall advance to state unless they have already been defeated. If one of these players or doubles teams has been defeated, the person or team that defeated that seed would go to state in place of the seed. As play continues if the player or doubles team is also defeated, the person(s) who won would go to the state meet."

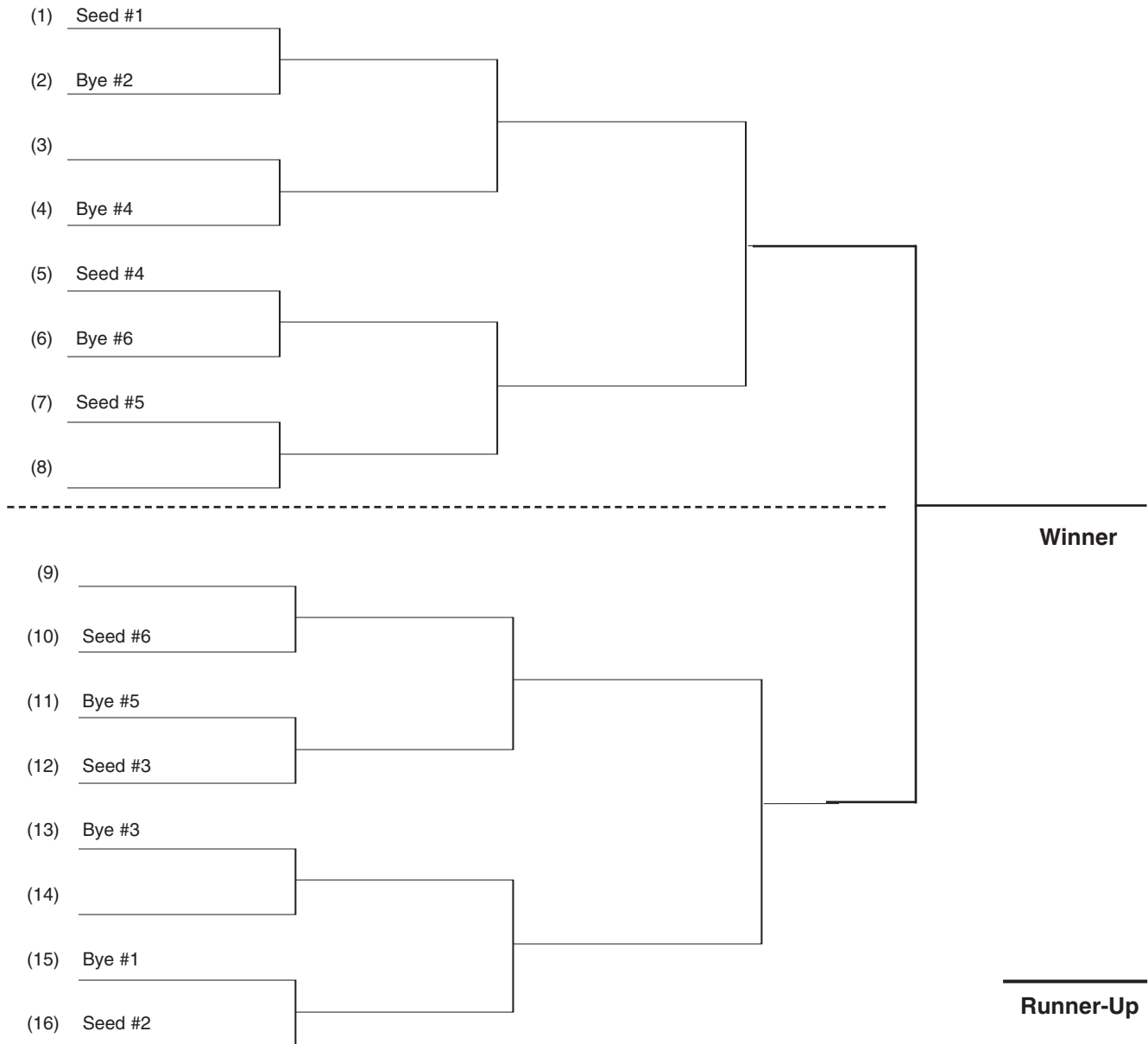
## D. THE REST OF THE DRAW


Once you have filled in the lines to be occupied by seeded players and marked those lines that represent byes, the rest of the draw is filled in by drawing the names of all the rest of the competitors, and writing them on the remaining unoccupied lines, in the order in which they are drawn. Competitors from the same school are to be placed in opposite halves of the bracket.



# IHSA Boys Tennis Series Sample Draw Sheet for 16 or Less Entries

(Prepared In Accordance With USTA Guidelines)





# IHSA Boys Tennis Series Draw Sheet for 16 or Less Entries

(Prepared In Accordance With USTA Guidelines)

